



*GT4 European Series*

**TEAM MANAGERS'  
BRIEFING**

SPA-FRANCORCHAMPS 2021



# ZANDVOORT FEEDBACK



- SD cards to be deposited at GT4 Scrutineering within 10 minutes of every session finishing
- Lodge correct event email address with Marnie for use by The Stewards
- Team Manager feedback?

# ROUND 4 – SPA



Steve Burns, Race Director

Tel. +44 7701 004694

E-mail. [sj.burns@hotmail.co.uk](mailto:sj.burns@hotmail.co.uk)

## COMMUNICATION / EVENT INFORMATION

Website: <https://european.gt4series.com/>

Team area login:      Username: **TeamGT4ES**      Password: **Season2021**

Digital notice board: [https://european.gt4series.com/noticeboard?meeting\\_id=32](https://european.gt4series.com/noticeboard?meeting_id=32)

Team representative email address should be lodged with Marnie Neutard

# TEAM MESSAGING APP



<https://app.gt4series.com/launch.html>

GT4 Team Messaging App - Please only use "Sporting" during sessions, personal messages will not be monitored during sessions.

Incident Report Form and Request Form templates are available in the Team area of the website.



**GT4**  
GT4 European Series

**INCIDENT REPORT**  
*To be handed by the entrant to the race director and/or the sporting director at the latest 30 minutes after the chequered flag. This report is not an official protest but purely information for the race director. This report can only be used for requests involving your team cars. You can take a picture of this report and send via the Team Messaging System.*

Event: \_\_\_\_\_ Your Car number: \_\_\_\_\_ Team: \_\_\_\_\_  
Driver: \_\_\_\_\_ Time of the incident: \_\_\_\_\_ Lap: \_\_\_\_\_ Turn: \_\_\_\_\_

Other car(s) involved: \_\_\_\_\_

SESSION (Please circle as appropriate):  
Free Practice Q1 Q2 Race 1 Race 2

Please tick the box as appropriate:  
☐ Overtaking during SC - FCY - procedure, under Yellow zone  
☐ Not at 80 km / hr during FCY procedure  
☐ Contact with car .....  
☐ Contact with car ..... pushed to pass - forced off track  
☐ Blocked during Pit stop by car: .....  
☐ Car ..... slowing down in the fast lane before pit exit speed limit line  
☐ Blocking during qualifying  
☐ Changed direction more than once  
☐ Other: \_\_\_\_\_

Description of the incident:  
\_\_\_\_\_

EVIDENCE (Please circle as appropriate):  
Seen on Live TV We have Onboard Footage We have pit gantry footage

Time : \_\_\_\_\_ Signature : \_\_\_\_\_

**GT4**  
GT4 European Series

**REQUEST FORM**

Date: \_\_\_\_\_  
Event: \_\_\_\_\_  
Team: \_\_\_\_\_  
Race Number: \_\_\_\_\_  
Name: \_\_\_\_\_  
Concerns: \_\_\_\_\_  
Request: \_\_\_\_\_

Time : \_\_\_\_\_ Signature : \_\_\_\_\_

Race director's comments:  
Sent to the stewards at: \_\_\_\_\_

This report can only be used for requests involving your team cars.  
*Ce rapport ne peut être utilisé que pour une demande impliquant une voiture de votre team.*

# TEAM RADIO



Race Control Team Radio frequency:

RC Channel 7 - 468.1875

Please monitor from 15 mins prior to each session and until the end of Parc-Fermé.

Radio check prior to first GT4 session each day, reply "OK" to "Sporting" on the Messaging App



# SEAN EDWARDS TEST



*Mandatory for all drivers at the beginning of  
the season or during for the new drivers*

# CIRCUIT MAIN DATA



Circuit length: 7004m

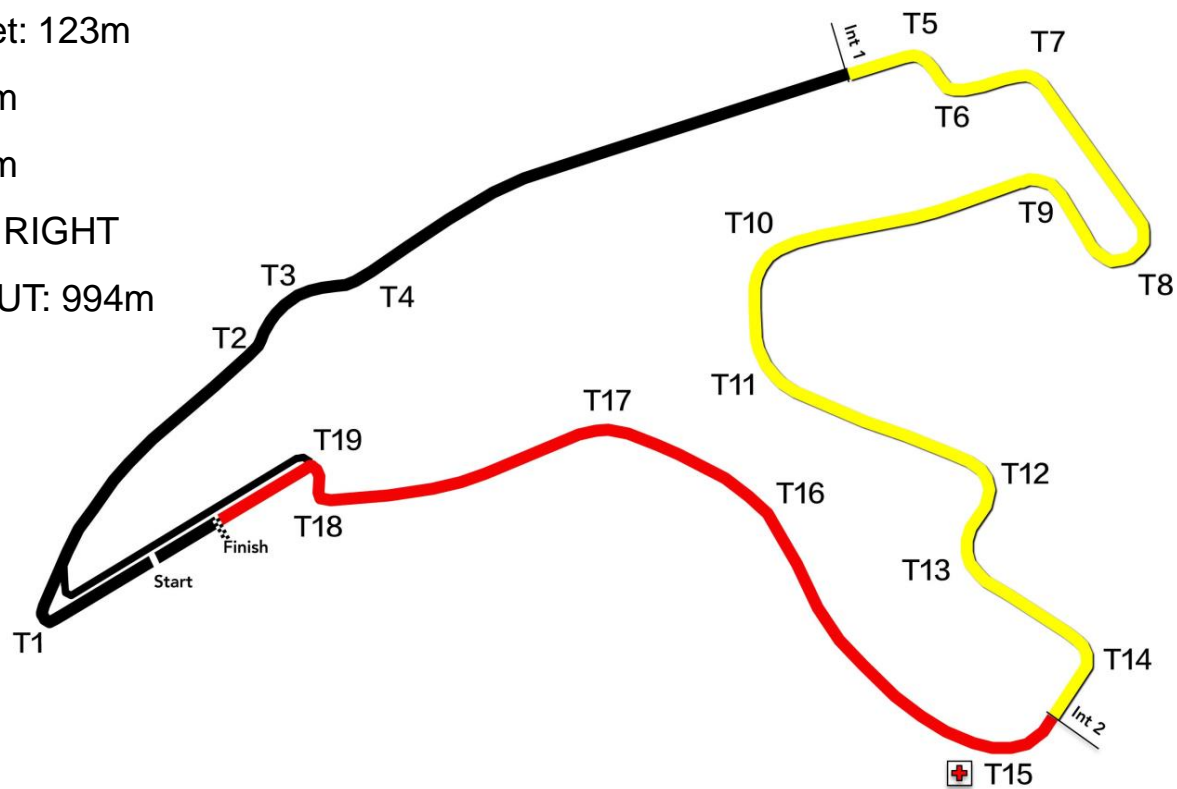
Start line offset: 123m

Int 1 at: 2243m

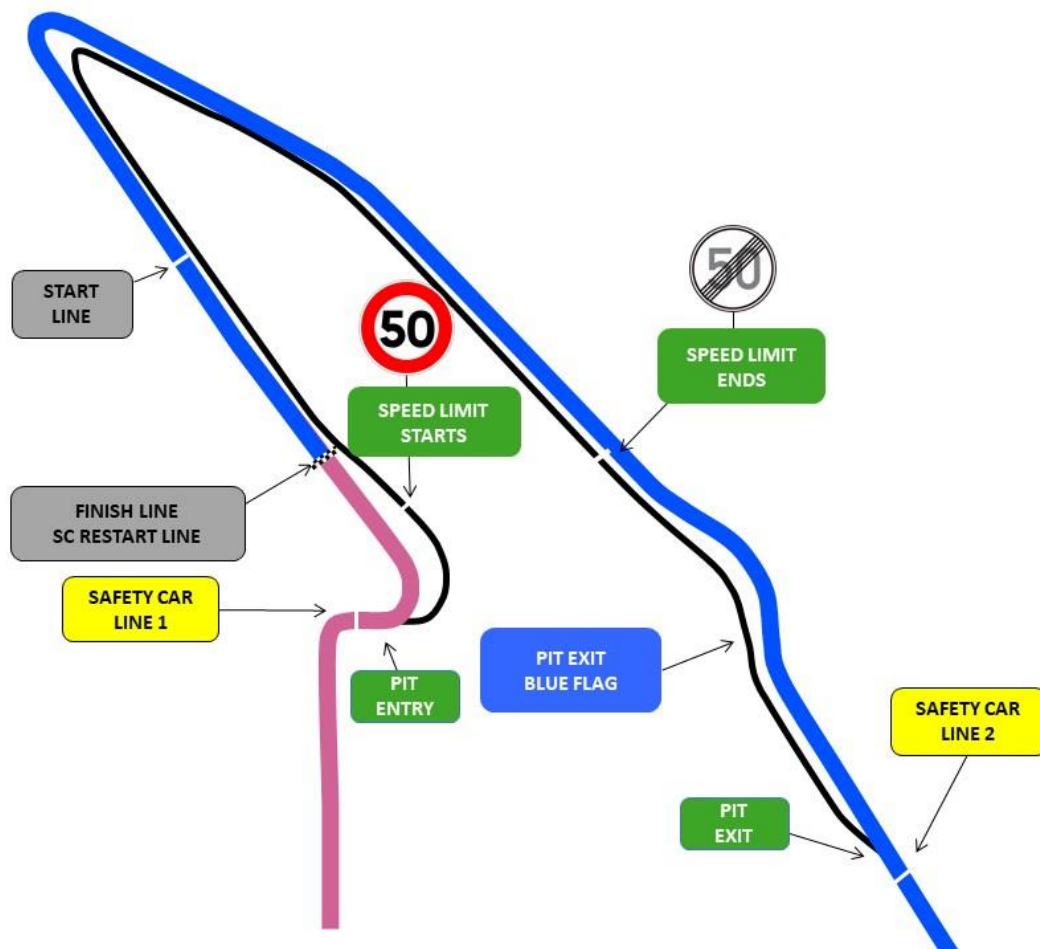
Int 2 at: 5127m

Pole position: RIGHT

Pit IN to Pit OUT: 994m



# CIRCUIT MAIN DATA



# TRACK ACCESS / EXIT



All sessions will begin directly from the Pre-Grid.

Trolleys for teams in the F1 Pitlane to follow the route on the map

Trolleys for teams in the Endurance Pitlane will enter at Eau Rouge and turn left



# GENERAL INFORMATION



GT4 European Series


- *Cars to Pre-Grid no later than 25 minutes prior to each session.*
- ***Sessions will commence directly from the Pre-Grid via Endurance Pitlane Exit. See Stewards Bulletin regarding shortened Race Start procedure.***
- *Cars must park parallel for short pit stops and at 45 ° for longer work. Engine must be switched off during pit stops. **Cars at 45 ° (nose to pit exit) between Q1 & Q2 and during Red Flags.***
- *Cars may only move into the Fast Lane once the pit exit is Green*
- *Nobody in front of the car or standing behind panels - use lollipops from the working lane only*
- *Only the Car Controller and replacing driver are allowed in the working lane before the car stops.*
- *Refuelling is not permitted in the Pitlane and during any session*
- ***End of sessions, after taking the chequered flag cars should enter the Pitlane at T19 and proceed to the Pit Exit, following Marshals instructions.***

# PARC FERME



- *Parc Ferme will take place within the Paddock / Awnings unless selected by the Technical Delegate for inspection, which will take place in the GT4 Scrutineering area*
- *Cars must remain under Parc Ferme conditions until released by The Stewards via the Messaging App*
- *Drivers required for post-race presentation will be stopped in front of F1 Pit Box 1/2. Teams to immediately remove cars to Paddock via the Endurance Pitlane under Parc Fermé conditions.*

# PIT LANE – F1



# PIT LANE – ENDURANCE



# ARMBANDS



*1X CAR CONTROLLER*



*3X MECHANICS*



*1X DRIVER HELPER*



*INDUSTRY*

# MANDATORY PIT STOP MINIMUM TIME



*Pit window between 25 minutes and 34 minutes 59.99 seconds*

***Spa Pitlane delta time = 71 seconds***

*Minimum driver change time = Pitlane delta + 65 seconds = 136 seconds*

*Tyre change (x4) only if authorised = Pitlane delta + 95 seconds = 166 seconds*

*1 second tolerance which may be used once during the event*

*Please notify Race Control via the Messaging App if using the tolerance*

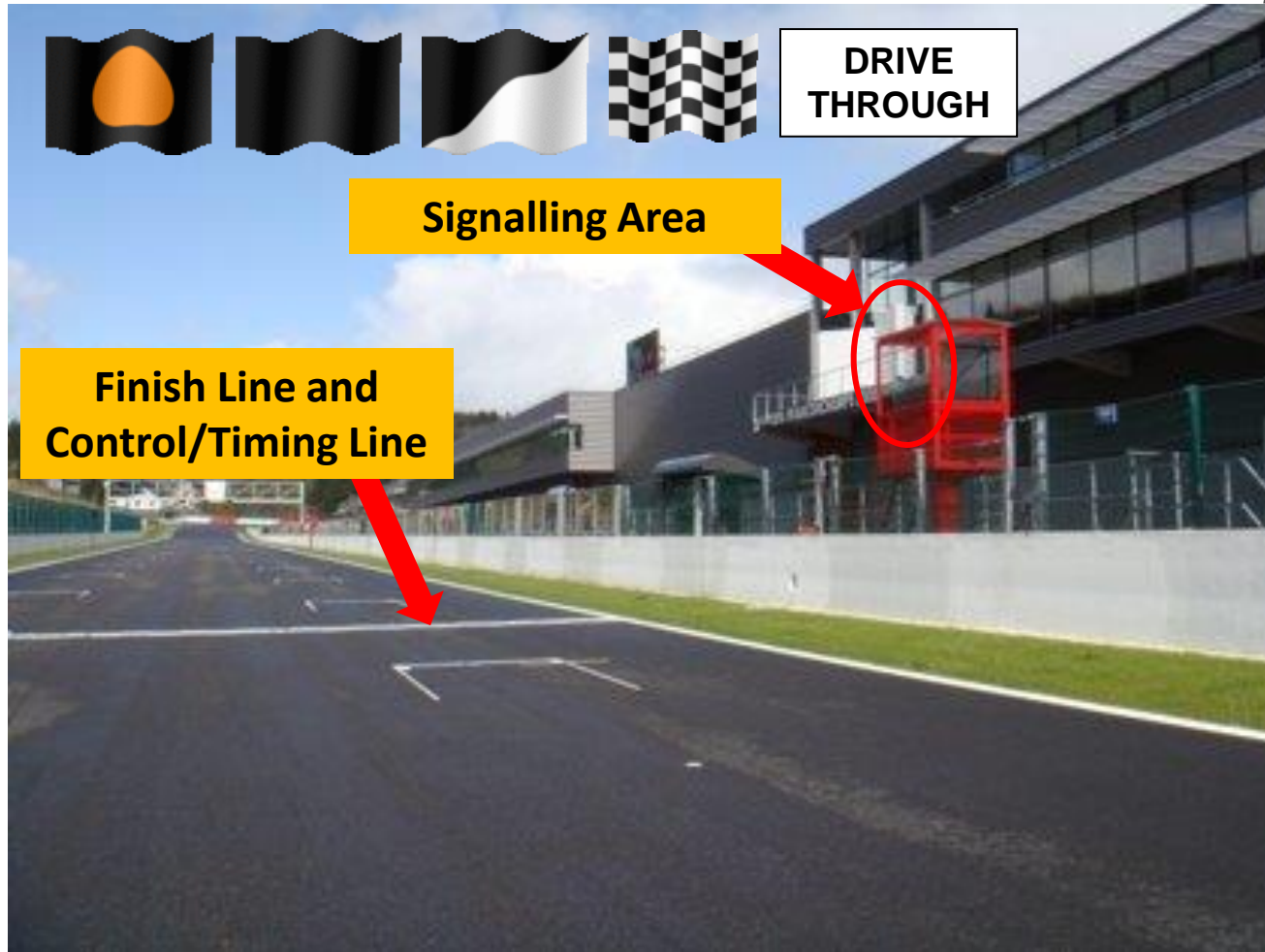
*Minimum speed in the pit lane*

*Cars are to leave when ready to race.*

*Respect the pit lane speed limit, 50 Km/Hr. NO slowing or stopping*

# SIGNALLING AREA & CONTROL LINE

Startline 123m beyond Control Line



# PIT ENTRY

Please keep right after Turn 18 if entering the Pitlane



# PIT ENTRY SPEED LIMIT LINE



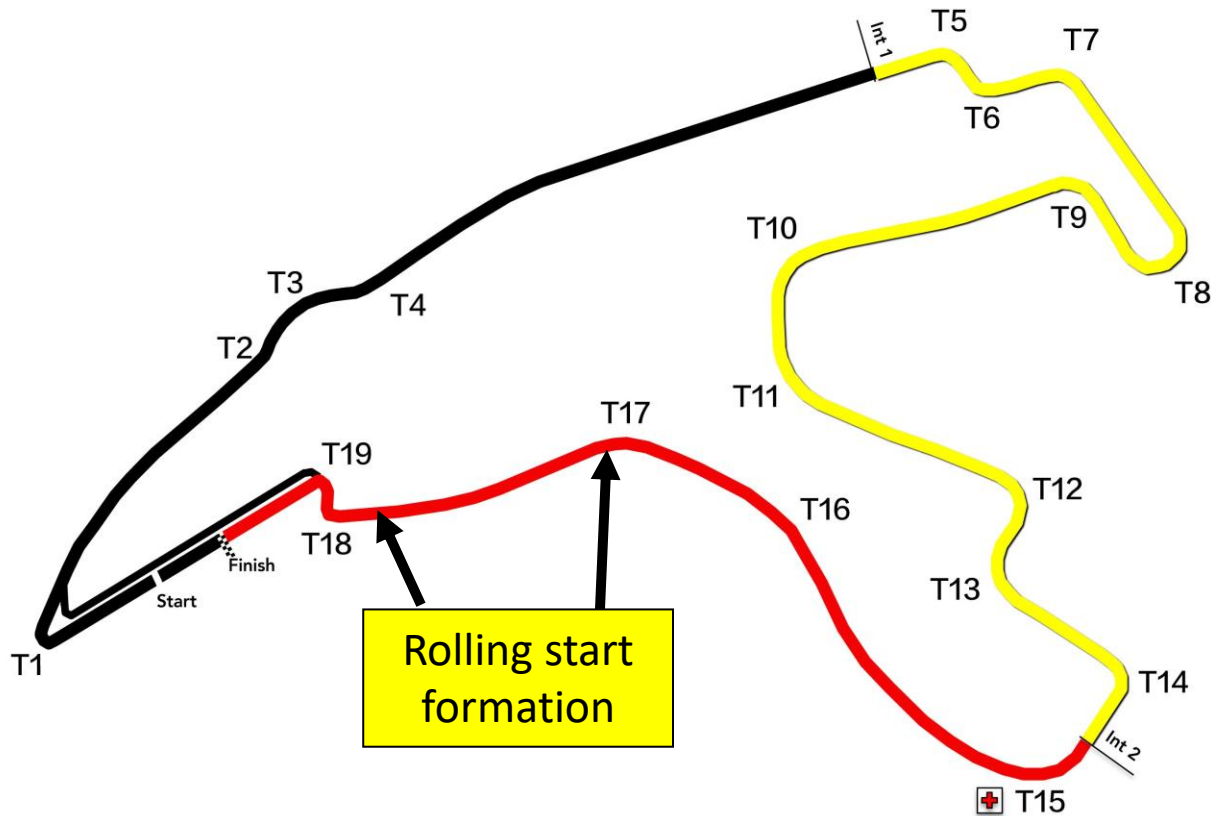
# PIT EXIT LIGHTS



# PIT EXIT



# START LAP



# START

*Start Line up*

*Leading Car will slow down to 50 Km/Hr at pit entry  
Leader increase his speed up to 110 Km/Hr*



# ABORTED START ADDITIONAL FORMATION LAP



*Red lights remains ON*

*Yellow flag @ all Marshal Posts*

*Pole man sets pace*


# DRIVER ETIQUETTE



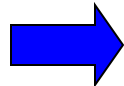
Please RESPECT the International Sporting Code and your fellow Competitors

Be AWARE at all times – flag signals – other cars – mirrors

Incidents during a session: "NOTED" message on timing screen



"NO INVESTIGATION NECESSARY "

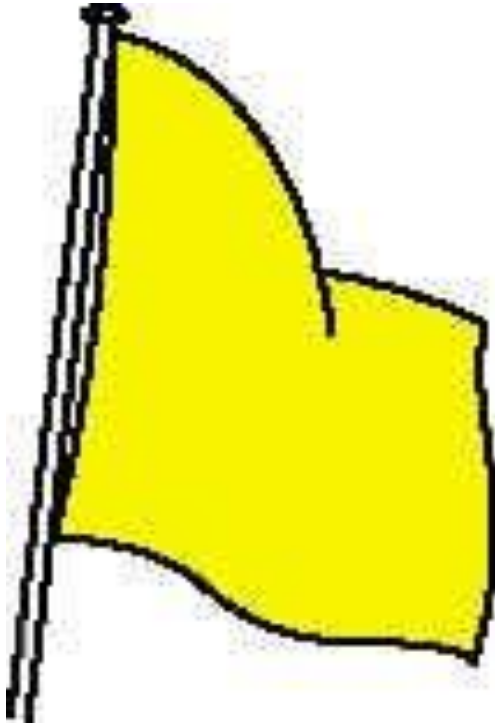


"INCIDENT UNDER INVESTIGATION"

Incidents involving different categories, the higher category driver will be deemed to be at fault unless evidence clearly shows the contrary

Flashing head lights maximum 3 times between two corners

# INCIDENTS



## **One waved Yellow flag:**

- Moderate speed
- Caution – some danger
- NO OVERTAKING

## **Two waved Yellow flags:**

- Dangerous incident has occurred
- Reduce speed, be prepared to stop
- NO OVERTAKING



**FCY**

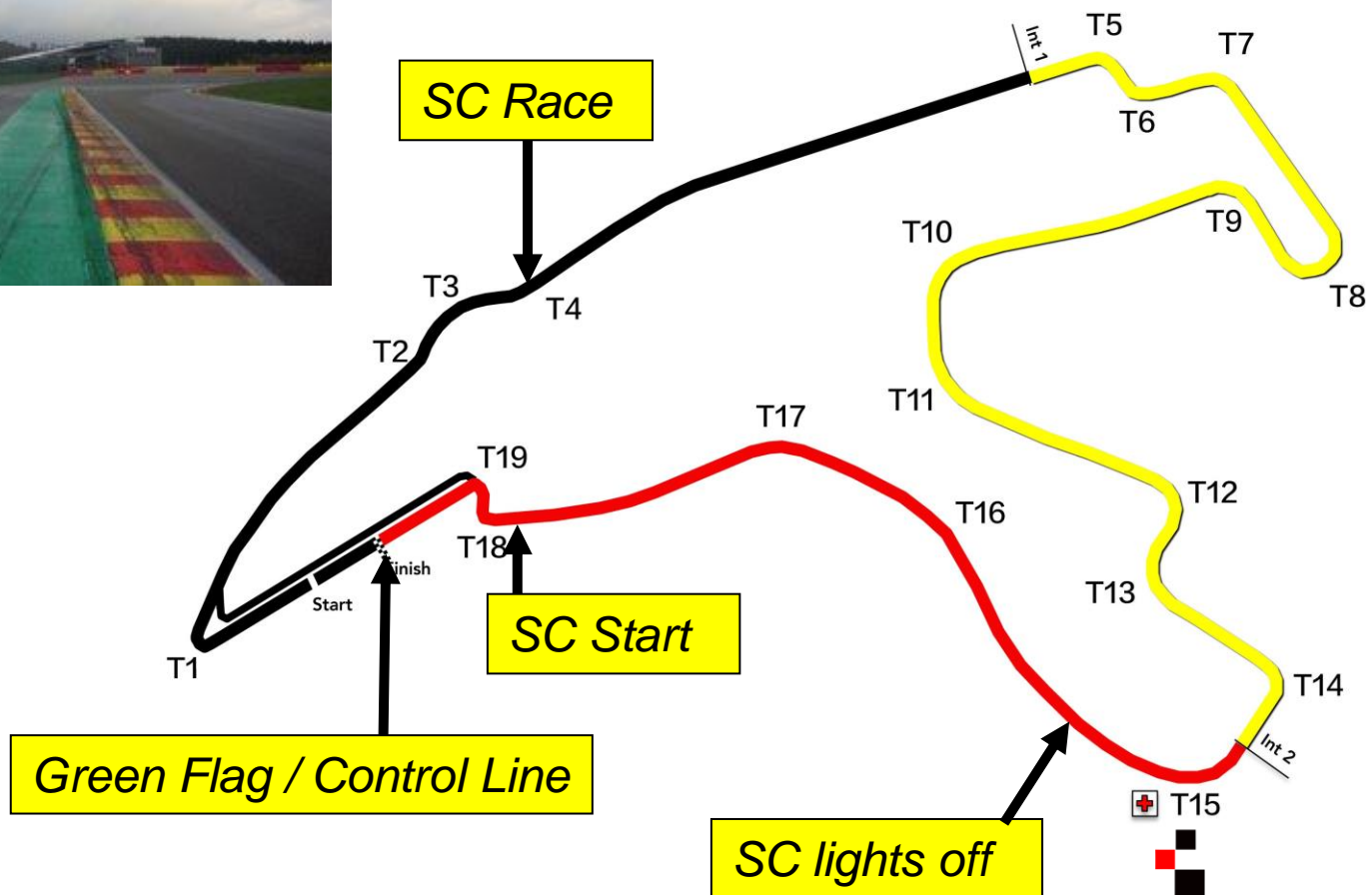
**SC**



- *Speed 80 Km/Hr – NO weaving (Zig Zag)*
- *Countdown 20 seconds*
  - *At 10 sec FCY boards*
  - *At 0 sec yellow flags & all cars at 80 Km/Hr*
  - *RESTART on short notice 5, 4, 3, 2, 1 - GREEN*
- *FCY normally precedes SC except during the 1<sup>st</sup> three laps*
- *SC gets the leader during the FCY*

# SAFETY CAR

SC may use the Pitlane





# PROCEDURE



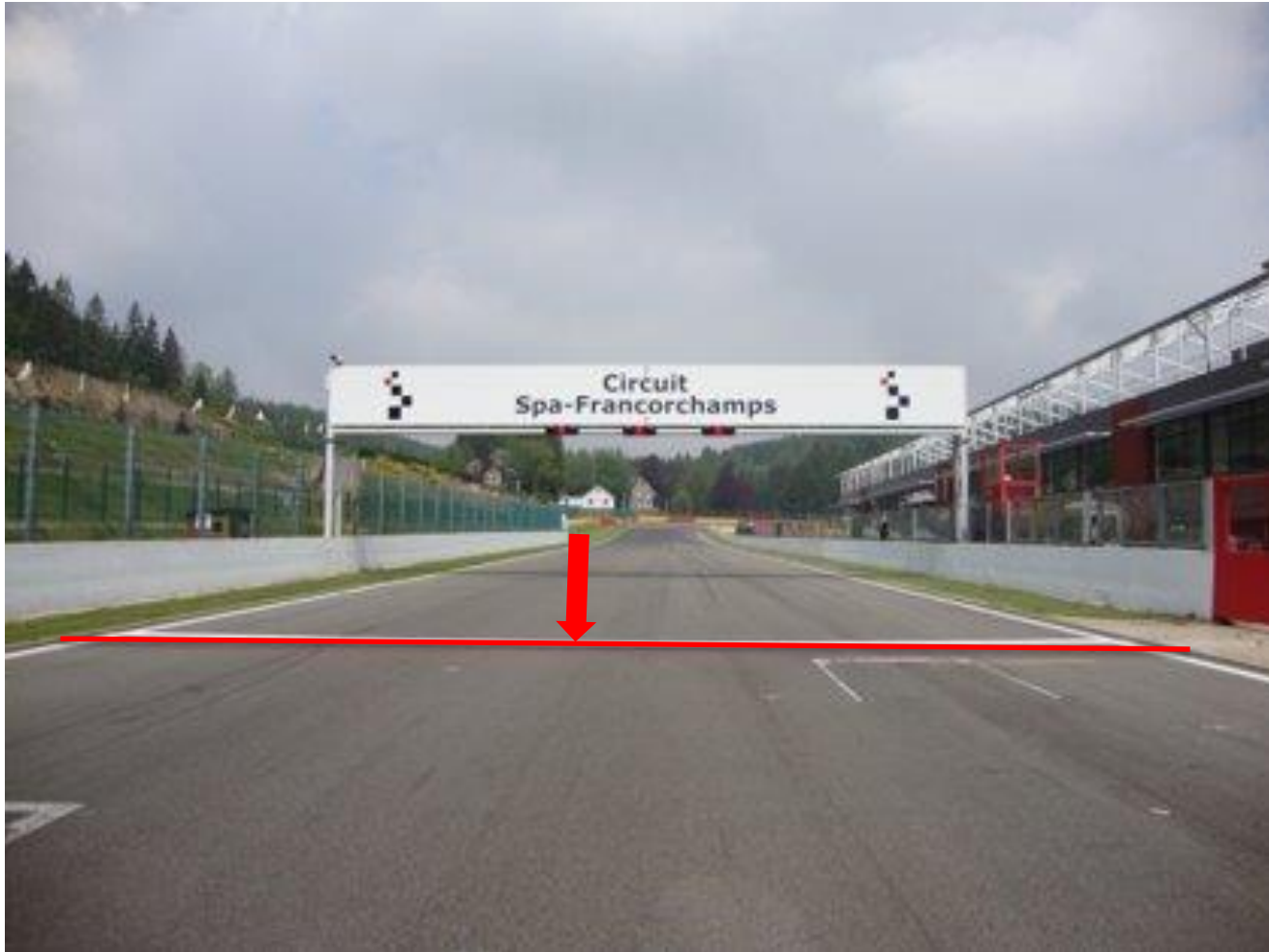
*Slow down to 80 Km/Hr - NO overtaking  
go to pit lane, the clock will NOT stop except during Qualifying*

*During the race:*

- Line up at the red line or follow the SC*
- Parc Ferme conditions*
- Officials ONLY on the grid unless authorised*
- Restart behind SC*

*If you enter the pits after the red flag: restart one lap later*

# RED FLAG LINE





# DURING PIT WINDOW



*All cars must return to the Pit lane*

*Parc Ferme conditions*

*Driver change permitted if not already carried out*

*Cars will be called to Pit Exit in the order of the last full lap before the opening of the Pit Window*

*Race will restart behind the SC*

# TURN 1 ESCAPE

If 4 wheels behind the red/yellow kerb the car must remain to the left of the kerb and rejoin safely at the end of the kerb



# TURN 5 ESCAPE ROAD

## Rejoin at Turn 7



# TRACK LIMITS – APPENDIX L



Judges of Fact are located at the following locations;

Turn 1 exit

Turns 3/4 (left hand side)

Turn 9 exit

Turn 15 exit

Turn 16 exit / entrance to Turn 17

Turn 17 exit

Turn 19 exit

Cars must remain in contact with the track which is defined by white lines

# MARSHALS

Respect and Thanks





*GT4 European Series*

**HAVE A GOOD WEEKEND  
AND A GREAT RACE!**

