



GT4 European Series

**TEAM MANAGERS'
BRIEFING**
ZANDVOORT 2021



PAUL RICARD FEEDBACK



- Sporting Note 3 – Clean down SD cards. The box for depositing SD cards is located in the GT4 Scrutineering Area. All SD cards are required after every session.



- Lodge correct event email address with Marnie
- Team Manager feedback?

ROUND 3 - ZANDVOORT



Steve Burns, Race Director

Tel. +44 7701 004694

E-mail. sj.burns@hotmail.co.uk

COMMUNICATION / EVENT INFORMATION

Website: <https://european.gt4series.com/>

Team area login: Username: **TeamGT4ES** Password: **Season2021**

Digital notice board: https://european.gt4series.com/noticeboard?meeting_id=31

Team representative email address should be lodged with Marnie Neutard

TEAM MESSAGING APP



<https://app.gt4series.com/launch.html>

GT4 Team Messaging App - Please only use "Sporting" during sessions, personal messages will not be monitored during sessions.

Incident Report Form and Request Form templates are available in the Team area of the website.



GT4
GT4 European Series

INCIDENT REPORT
To be handed by the entrant to the race director and/or the sporting director at the latest 30 minutes after the chequered flag. This report is not an official protest but purely information for the race director. This report can only be used for requests involving your team cars. You can take a picture of this report and send via the Team Messaging System.

Event: _____ Your Car number: _____ Team: _____
Driver: _____ Time of the incident: _____ Lap: _____ Turn: _____

Other car(s) involved

SESSION (Please tick as appropriate)
Free Practice Q1 Q2 Race 1 Race 2

Please tick the box as appropriate
☐ Overtaking during SC - FCY - procedure, under Yellow zone
☐ Not at 80 km/h during FCY procedure
☐ Contact with car
☐ Contact with car pushed to pass - forced off track
☐ Blocked during Pit stop by car:
☐ Car slowing down in the fast lane before pit exit speed limit line
☐ Blocking during qualifying
☐ Changed direction more than once
☐ Other: _____

Description of the incident

EVIDENCE (Please tick as appropriate)
Seen on Live TV We have Onboard Footage We have pit gantry footage

Time: _____ Signature: _____

GT4
GT4 European Series

REQUEST FORM

Date: _____
Event: _____
Team: _____
Race Number: _____
Name: _____
Concern: _____
Request: _____

Time: _____ Signature: _____

Race director's comments:
Sent to the stewards at: _____

This report can only be used for requests involving your team cars.
Ce rapport ne peut être utilisé que pour une demande impliquant une voiture de votre team.

TEAM RADIO



Race Control Team Radio frequency:

RC Channel 10 - 468.375

Please monitor from 15 mins prior to each session and until the end of Parc-Fermé.

Radio check prior to first GT4 session each day, reply "OK" to "Sporting" on the Messaging App



SEAN EDWARDS TEST



*Mandatory for all drivers at the beginning of
the season or during for the new drivers*

CIRCUIT MAIN DATA



Circuit length: 4259m

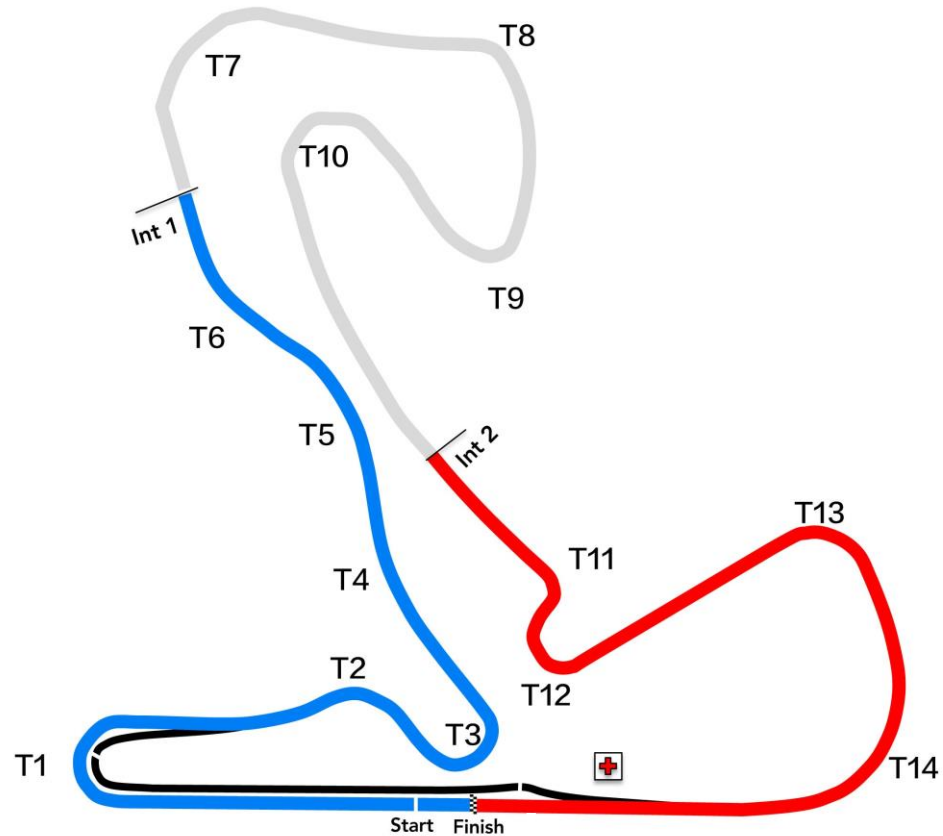
Start line offset: 56m

Int 1 at: 1480m

Int 2 at: 2930m

Pole position: RIGHT

Pit IN to Pit OUT: 385m



TRACK ACCESS / EXIT



Exit from track at end of session



From the Pre-grid, enter the track and proceed directly to the Pit lane

After the chequered flag, cars will exit the track via the gate before T13

Pit equipment will enter the Pit lane via the gate adjacent to the Pit Entry

Pit equipment and any cars in the Pitlane at the chequered flag will return to the Paddock via the gate adjacent to box 26

GENERAL INFORMATION



- *Cars to Pre-Grid no later than 25 minutes prior to each session. **Cars will be placed in order of the pitlane allocation during the pre-grid procedure***
- *Maximum of 3 team personnel + drivers on the Grid*
- *Cars at 45° in the Pitlane at the start of each session (nose to pit exit)*
- *Cars must park parallel for short pit stops and at 45° for longer work. Engine must be switched off during pit stops.*
- *Cars may only move into the Fast Lane once the pit exit is Green and **for this event may only be released starting with the car closest to the Pit Exit***
- *Nobody in front of the car or standing behind panels - use lollipops from the working lane only*
- *Only the Car Controller and replacing driver are allowed in the working lane before the car stops.*
- *Refuelling is not permitted in the Pitlane and during any session*

PIT LANE

GT4
GT4 European Series



ARMBANDS



1X CAR CONTROLLER



3X MECHANICS



1X DRIVER HELPER



INDUSTRY

PARC FERME



- *Parc Ferme will take place within the Paddock / Awnings unless selected by the Technical Delegate for inspection*
- *Cars must remain under Parc Ferme conditions until released by The Stewards via the Messaging App*
- *Drivers required for post-race presentation will be directed to the Pitlane via Turn 13/14 after each race. Please have a team member available to immediately remove the car to the GT4 Paddock / GT4 Scrutineering Area.*

MANDATORY PIT STOP MINIMUM TIME



Please see Sporting Note 1 for this event

Pit window (Silver Cup) between 23 minutes and 29 minutes 59.99 seconds

Pit window (Pro-Am) between 30 minutes and 36 minutes 59.99 seconds

Pit window (Am) between 25 minutes and 34 minutes 59.99 seconds

Zandvoort Pitlane delta time = 27 seconds

Minimum driver change time = Pitlane delta + 65 seconds = 92 seconds

Tyre change (x4) only if authorised = Pitlane delta + 95 seconds = 122 seconds

1 second tolerance which may be used once during the event

Please notify Race Control via the Messaging App if using the tolerance

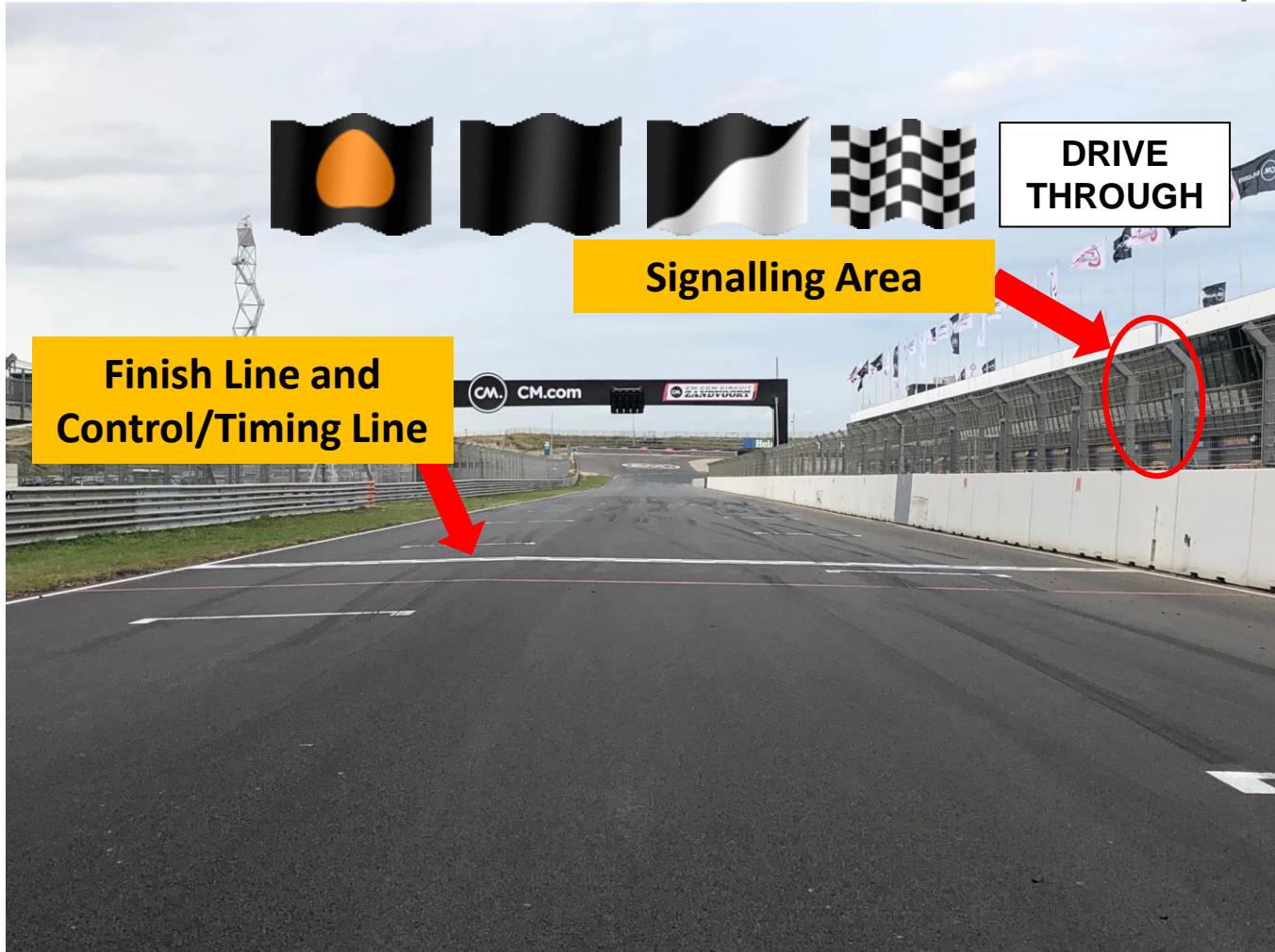
Minimum speed in the pit lane

Cars are to leave when ready to race.

Respect the pit lane speed limit, 50 Km/Hr. NO slowing or stopping

SIGNALLING AREA & CONTROL LINE

Startline 56m beyond Control Line



PIT ENTRY



PIT ENTRY SPEED LIMIT LINE



PIT EXIT LIGHTS


Speed limit continues beyond this point



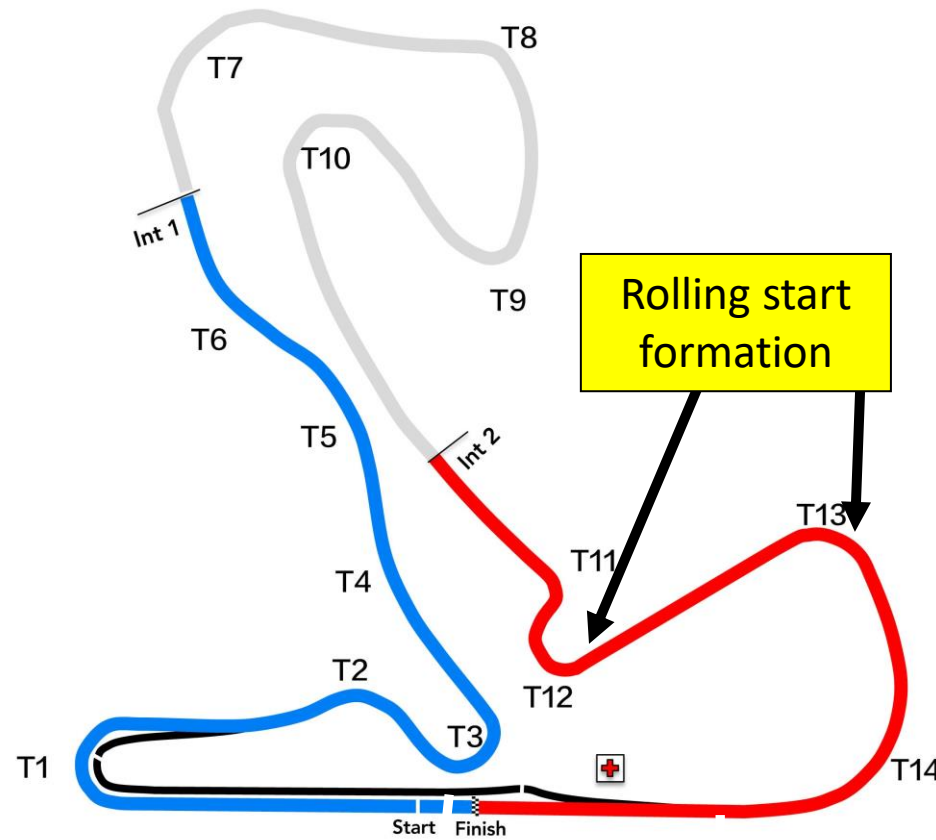
PIT EXIT SPEED LIMIT LINE



PIT EXIT




START LAP




START



START LIGHTS



START LIGHTS



ABORTED START ADDITIONAL FORMATION LAP




DRIVER ETIQUETTE



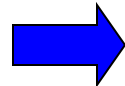
Please RESPECT the International Sporting Code and your fellow Competitors

Be AWARE at all times – flag signals – other cars – mirrors

Incidents during a session: "NOTED" message on timing screen



"NO INVESTIGATION NECESSARY "

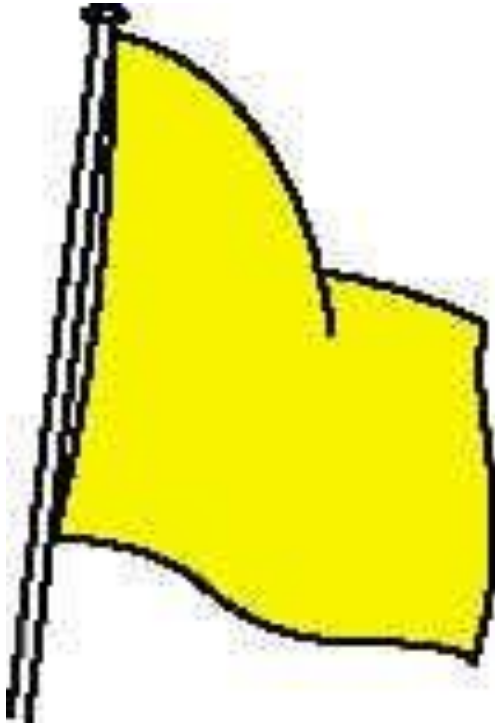


"INCIDENT UNDER INVESTIGATION"

Incidents involving different categories, the higher category driver will be deemed to be at fault unless evidence clearly shows the contrary

Flashing head lights maximum 3 times between two corners

INCIDENTS



One waved Yellow flag:

- Moderate speed
- Caution – some danger
- NO OVERTAKING

Two waved Yellow flags:

- Dangerous incident has occurred
- Reduce speed, be prepared to stop
- NO OVERTAKING



FCY

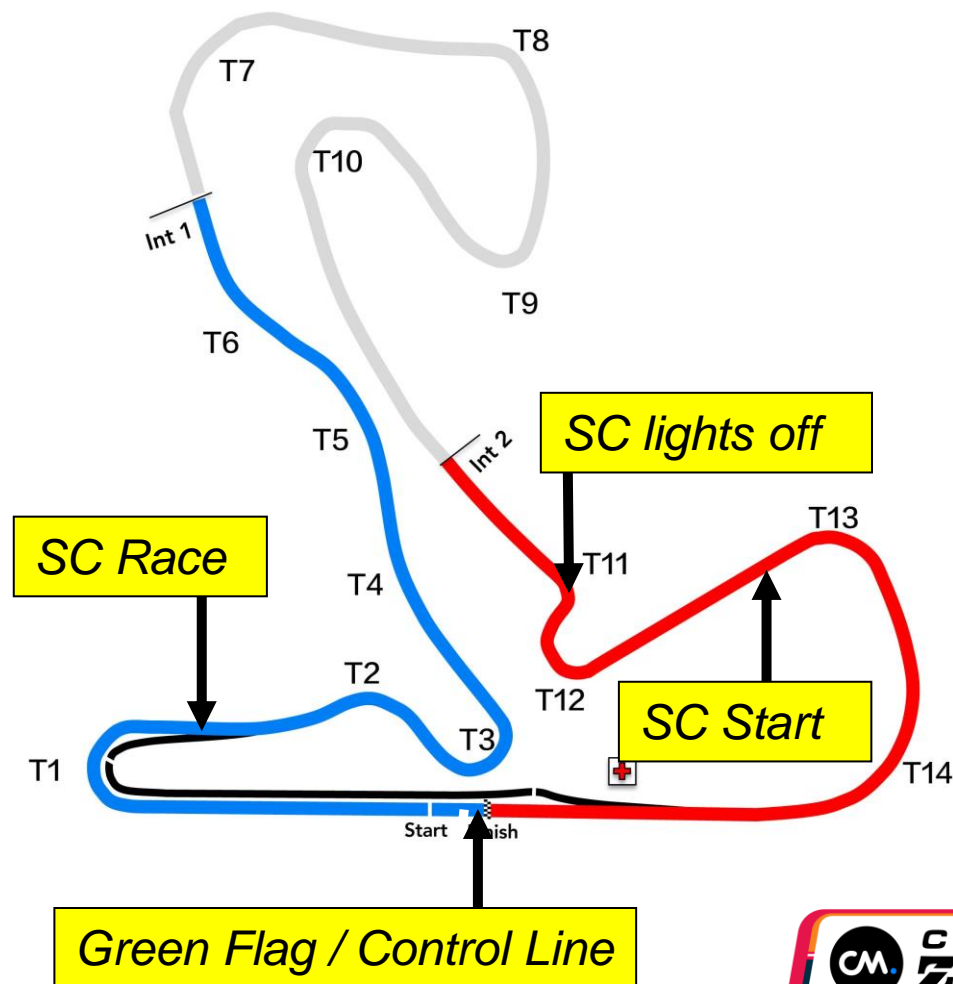
SC



- *Speed 80 Km/Hr – NO weaving (Zig Zag)*
- *Countdown 20 seconds*
 - *At 10 sec FCY boards*
 - *At 0 sec yellow flags & all cars at 80 Km/Hr*
 - *RESTART on short notice 5, 4, 3, 2, 1 - GREEN*
- *FCY normally precedes SC except during the 1st three laps*
- *SC gets the leader during the FCY*

SAFETY CAR

SC may use the Pitlane





PROCEDURE



*Slow down to 80 Km/Hr - NO overtaking
go to pit lane, the clock will NOT stop except during Qualifying*

During the race:

- Line up at the red line or follow the SC*
- Parc Ferme conditions*
- Officials ONLY on the grid unless authorised*
- Restart behind SC*

If you enter the pits after the red flag: restart one lap later

RED FLAG LINE

GT4
GT4 European Series





DURING PIT WINDOW



All cars must return to the Pit lane

Parc Ferme conditions

Driver change permitted if not already carried out

Cars will be called to Pit Exit in the order of the last full lap before the opening of the Pit Window

Race will restart behind the SC

TURN 1 ESCAPE ROAD



TURNO 8 ESCAPE ROAD



TURN 11 ESCAPE ROAD



Rejoin at Turn 12 -
CAUTION – SLOW
KEEP LEFT

TURN 12 APEX

No wheels on gravel



MARSHALS

Respect and Thanks

GT4
GT4 European Series



SRO
MOTORSPORTS GROUP

CM.COM CIRCUIT
ZANDVOORT



GT4 European Series

**HAVE A GOOD WEEKEND
AND A GREAT RACE!**

