Team Manager & driver briefing

1. EVENT SPECIFIC DATA

1.1 Do not cross the white line at pit entry and exit, a blue flashing light at pit exit warns drivers leaving the pits of others cars approaching on the track and a blue flag left hand side after pit exit announces cars leaving the pit lane,

1.2 Safe positions are marked in ORANGE,

1.3 Race director radio: RACE CONTROL 10 – 468.375. Radio Check 10 to 15 minutes before each session, all teams to answer Car # + OK on the team messaging App for the first session of the day. For a test contact the Pit Lane manager.

1.4 At Pit Exit, after the pit exit lights on RHS there is a TSP. If this TSP displays a double waved yellow flag, it means that the segment of the pit exit road ahead is blocked. Consequently, drivers should take extra care and prepare to stop if necessary. This TSP is to be disregarded by the drivers on track.

1.5 The FIA track limits rules will apply all around the circuit. Camera Exit Turn 3 and APEX Turn 11 and 13.Exit.

1.6 TL cameras

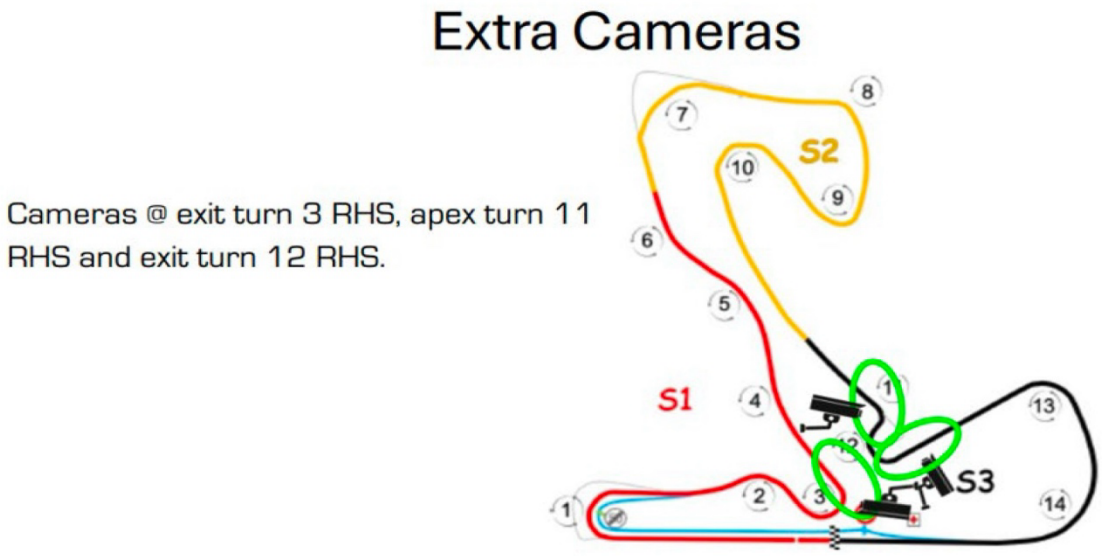





2. GENERAL INFO

2.1 Pit Lane: 50 KPH and Penalty Box: In front of your pit garage controlled by the team.
All the official documents are on the notice board

2.2 The Team messaging will be used to send Summons, Request forms, decisions and other urgent information. During the sessions only "everybody" messages.

2.3 The "Request forms" can be used if you are directly involved (ONLY). If you are not directly involved you can enter an official protest to the stewards.

2.4 “FAST LANE OPEN” signal may be given up to five minutes before the start of the session to allow cars to line up at pit Exit. In case of red flag stop in front of your pit garage not in the fast lane.

2.5 The driver causing a Red Flag situation during qualifying will normally have his best time so far in the session deleted.

2.6 When the car stops, nobody in front of the car or standing behind the panels - use lollipops.

On track, flashing head lights Max 3 times between two corners,

2.7 CAR POSITION: Beginning of each session 45° nose in direction of pit exit, race and pit stop practice in parallel.

Insurance reports, Mail with the following info: Team official name – Session - date / time of the incident - location - Driver – Incident

3 FULL COURSE YELLOW (FCY) and SAFETY CAR (SC) PROCEDURES

The FCY can be used during all sessions. Instructions will be given on the Team Radio and on the screens: « FCY in 20 seconds”, “10 seconds – Yellow Flags”, “5, 4, 3, 2, 1, FCY”. The marshalling system provide the official info for the drivers.

Waved Yellow Flags will be presented at the 10 seconds signal - overtaking is forbidden.

At Zero boards and waved yellow flags will be shown at all marshal posts and all cars must be at a constant speed of 80 KPH. Overtaking remains forbidden and cars must proceed in single file. The board and flag will also be shown at the Line and at pit EXIT.

If appropriate, double waved yellow flags will continue to be displayed at the post prior to the incident.

The pit lane entry and exit will remain open.

In the case of a short FCY, before to end the procedure the information « Restart on short notice » will be given on team radio. To end the information “Green flag” will be given on the monitors and on the radio. FCY board will be removed, and green flags will be shown at all marshal posts. It will also be shown at the Line and at pit EXIT.

An FCY period might be declared before the SC is deployed, except during the 3 first laps. The SC will enter the track during the FCY procedure to catch the leader. If necessary, it will overtake cars or will use a green light to signal to any cars between it and the race leader that they should pass. When the SC procedure will be declared it will turn on its lights at T11 and the SC boards will replace the FCY. The cars must form in single file behind the SC no more than five car lengths apart, and overtaking remain forbidden until the cars pass the Line after the SC has returned to the pits.

End of procedure: “SC INTHIS LAP” – “SC LIGHTS OFF” signalling removed –” GREEN” no overtaking prior to pass the line

During the SC procedure Pit Exit remain GREEN. When the SC will pass the START Line pit exit will be closed (RED lights). When the last car of the group behind the SC will pass pit exit it will be GREEN again.

4 TRACK LIMITS:

Drivers must use the track at all times. The white lines defining the track edges are considered to be part of the track. Should a car leave the track for any reason, the driver may rejoin when it is safe to do so and without gaining any advantage. A driver will be judged to have left the track if no part of the car remains in contact with the track.

During the free practice the drivers will be warned and stopped, if necessary, lap times can be deleted.

During qualifying the lap time will be deleted.

During the race, if you gain a position or any advantage by cutting give it back as soon as possible . Any car, which is suspected of gaining any sort of advantage from doing so, will be penalized.

The team will be warned 3 times on the timing monitors, the 4th time the car will get a warning flag (radio and monitors). After a final warning, At the 6th time there will be a 5 seconds time penalty.

5 RACE:

The start countdown will be announced by means of boards. Start: Red lights turned to Green. NO weaving from Turn 11. Lining up from T12. At exit Turn 13 cars must be properly lined-up and tightly grouped for the rolling start. The leading car will slow down to 50KPH at the entrance of the last turn.

At the exit of the last turn the leader may increase his speed to 110 KPH. All cars must pass above the grid boxes for the standing start. Cars are racing when the lights turn to green. Any driver outside the 2 x 2 formation before the lights go green will be penalized for jumped start. No car can overtake out of the track everywhere;

If there is a problem during the formation lap, the leading car will remain in front of the cars and the red lights will remain ON. Yellow waved flags will be shown all around the circuit. In case the problem happens after the leading has left the track, the pole man will be in charge of the speed. The start will be declared at the end of the first formation lap.

Mandatory pit stop time: 78 seconds Tyres change during mandatory pit stop or out of the window: 148 seconds

Joel DO VALE
Race Director.