



DRIVERS BRIEFING

SPA 2026





SPA 24h

Joel DO VALE, Race Director

Tel. +33 612324105



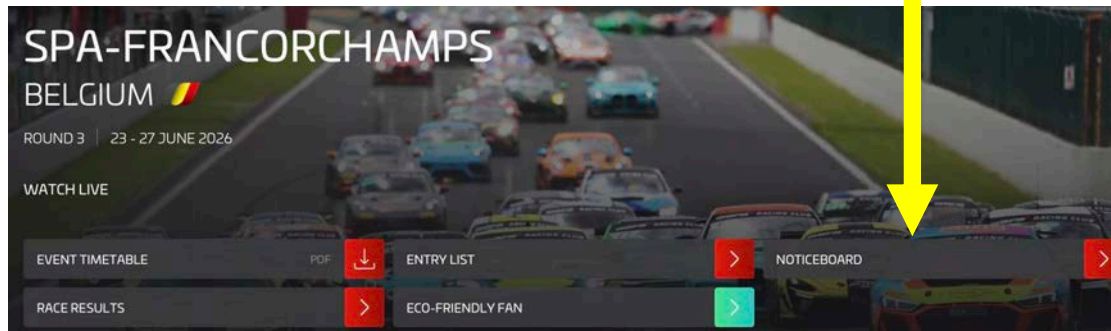
Chairman: Francesco MAFFEZZONI
int steward: Chris GEFFROY
Steward ASN: Aurore LUMAYE

E-mail. joel.dovale@ffsa.org

COMMUNICATION / EVENT INFORMATION

Website: <https://european.gt4series.com/>

• Official notice board:





TEAM MESSAGING APP



GRIP SRO
Sports
Conçue pour iPad. Non validée pour macOS.

CATÉGORIE D'ÂGE: 4+ Ans
CATÉGORIE: Sports
CRÉATION: Grupo ERRE
LANGUE: EN Anglais
TAILLE: 53,4 Mo

Nouveautés [Historique](#)
- Minor adjustments
Il y a 2 sem.
Version 3.6.6

Aperçu

THIS APP IS NOT A SOCIAL NETWORKING AND MAY BE USED ONLY FOR INFORMATION

An abnormal use can be reported to the stewards and penalised.





TEAM RADIO



Race Control Team Radio frequency: RC
Channel 7 - **468.1875**

Please monitor from 15 mins prior to each session
and until the end of Parc-Fermé.

Radio check prior to first GT4 session each day, reply "OK" to
"Sporting" on the Messaging App

Any issue: ask the Pit lane manager

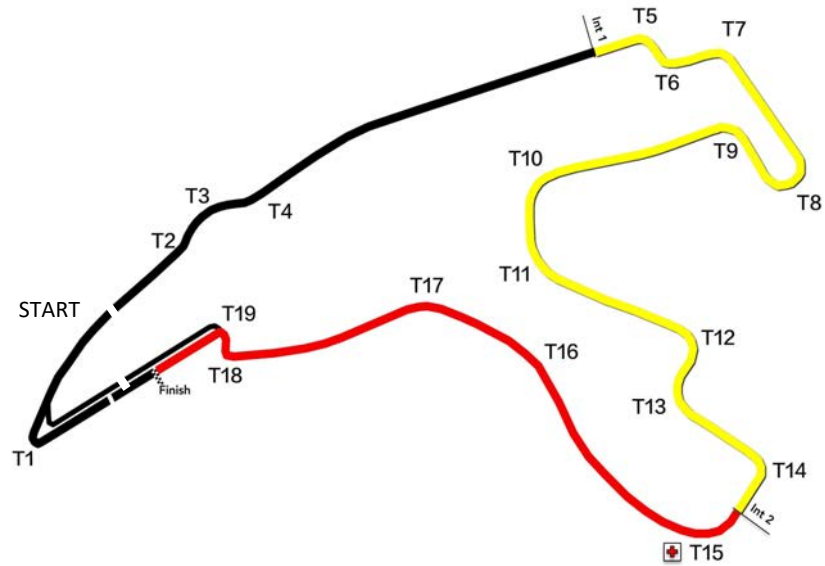




CIRCUIT MAIN DATA



Circuit length: 7004m
Start line offset: 824 m
Int 1 at: 2243m
Int 2 at: 5127m
Pole position: RIGHT
Pit IN to Pit OUT: 994m





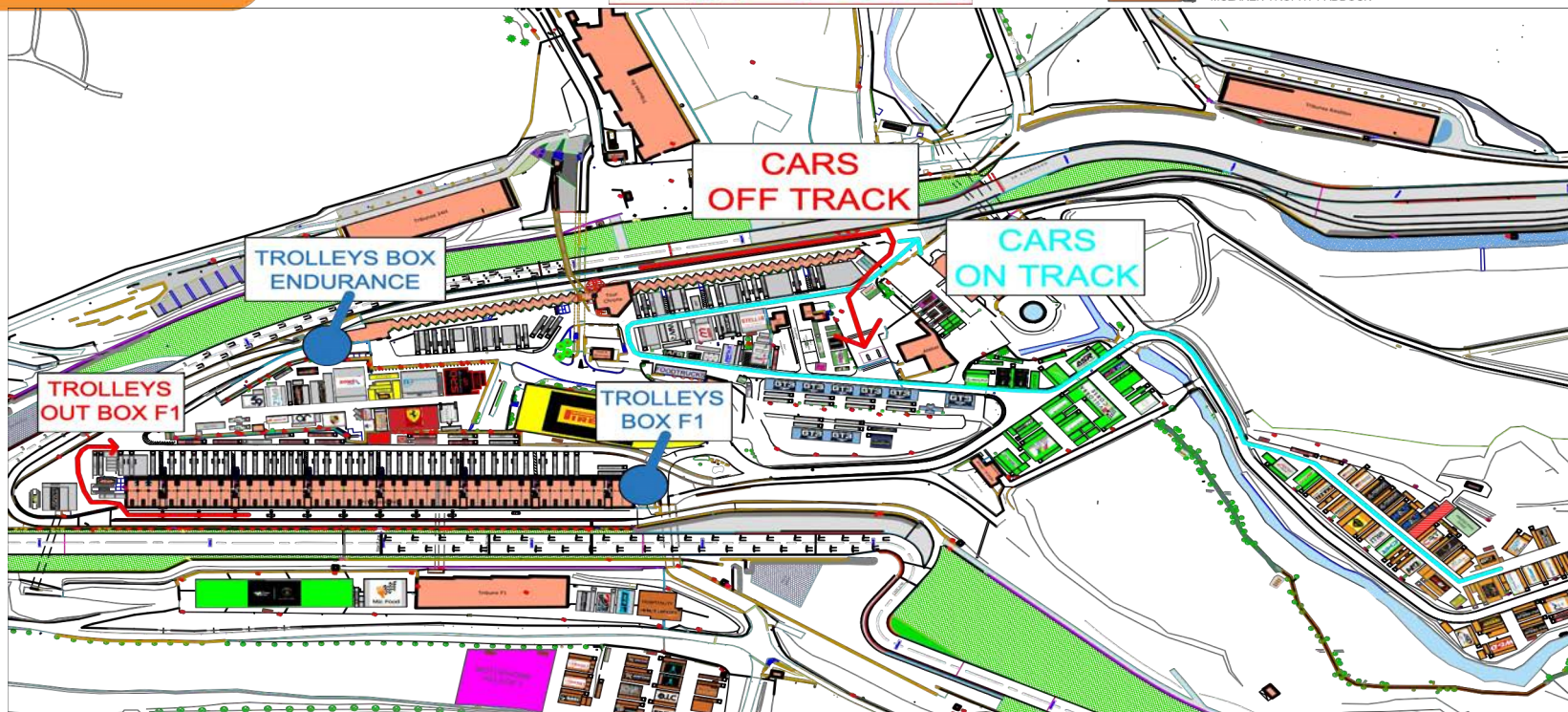
EUROPEAN SERIES

Paddock
CIRCULATION GT4ES



-  GT WORLD CHALLENGE PWD BY AWS Paddock
-  GT3 LEGENDS Paddock
-  GT4 EUROPEAN SERIES PWD BY RAFA RACING CLUB Paddock
-  LAMBORGHINI SUPER TROFEO Paddock
-  MCLAREN TROPHY Paddock






CIRCUIT DE SPA
FRANCORCHAMPS



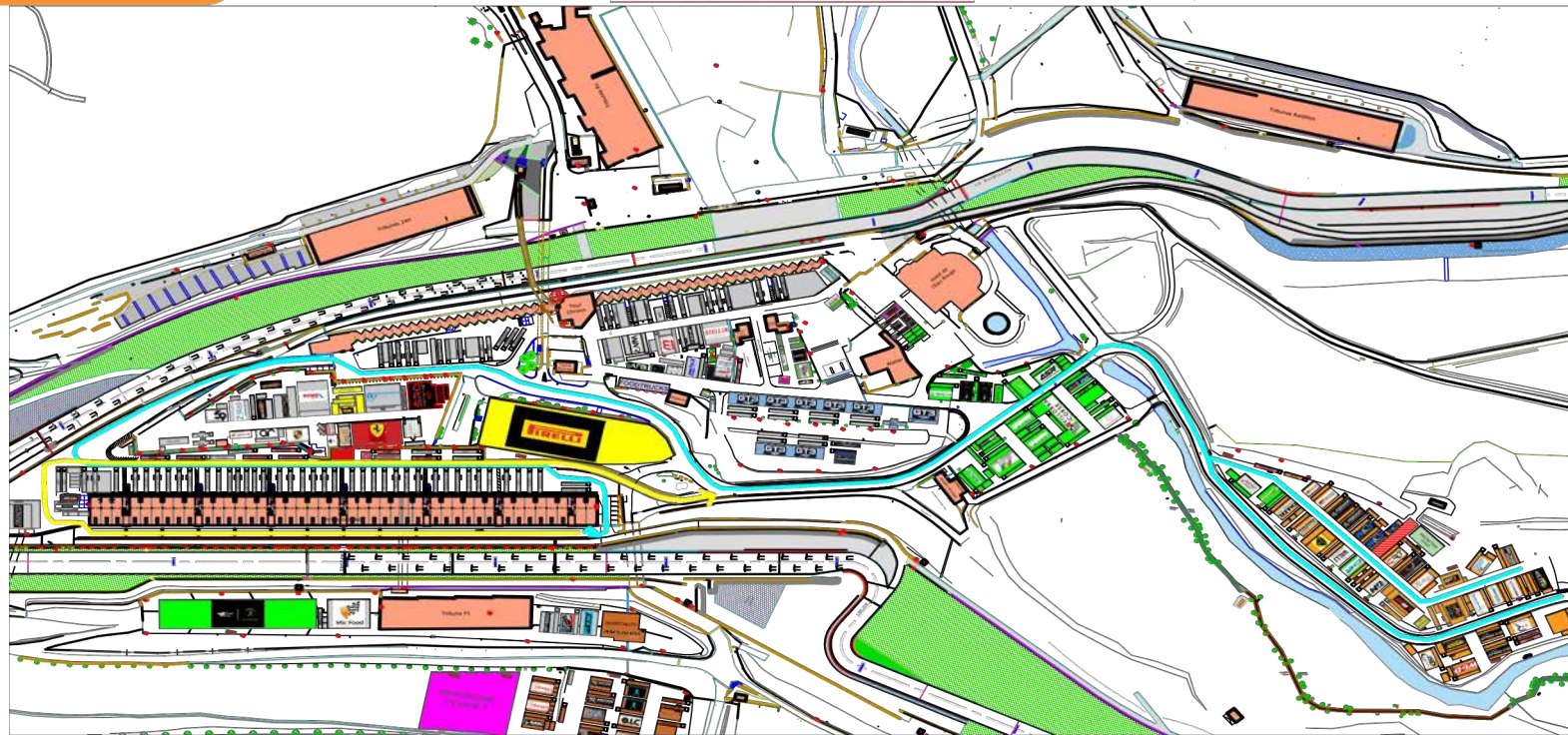


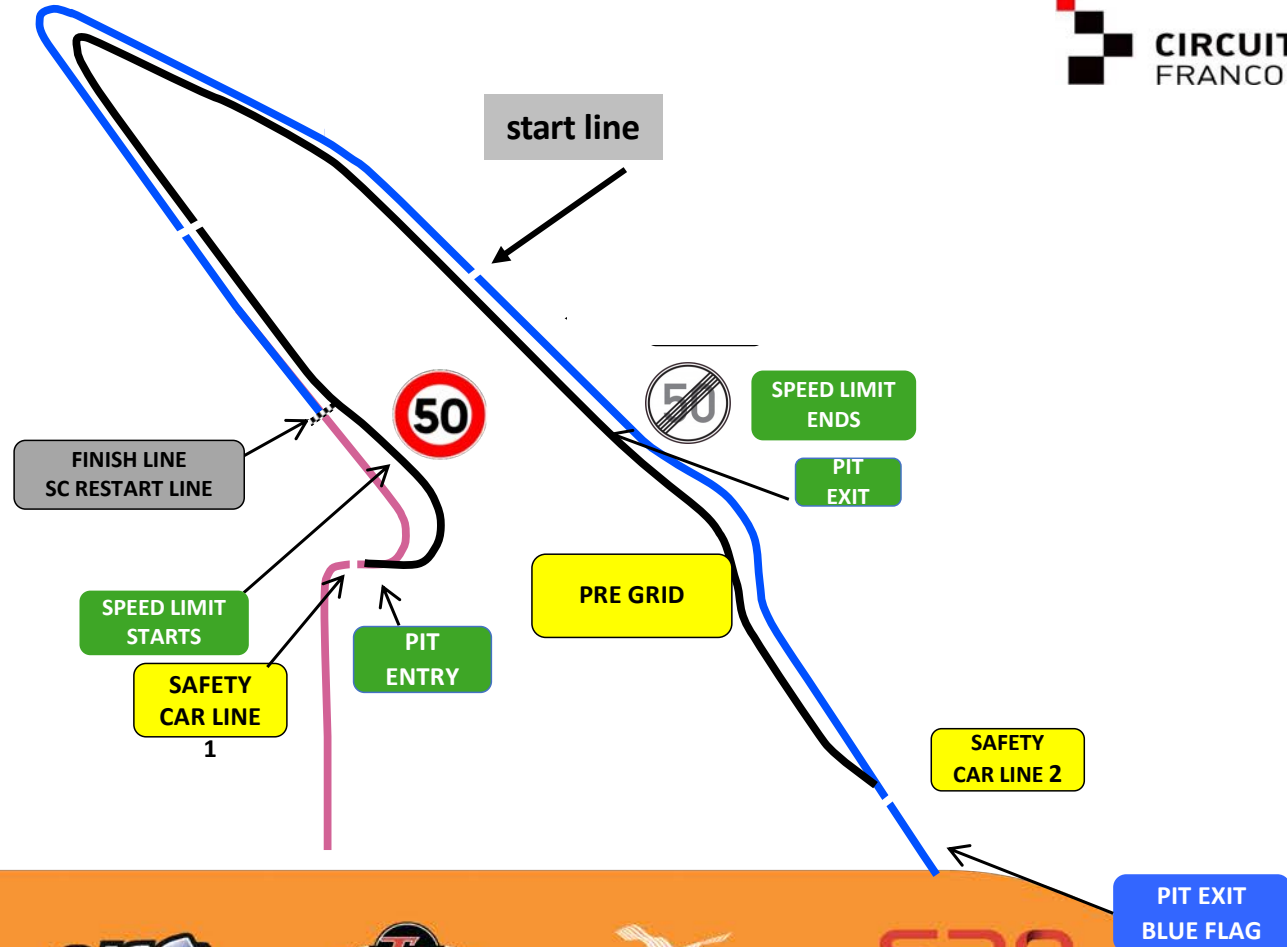
SCRUTINEERING
WAY GT4ES



-  GT WORLD CHALLENGE PWD BY AWS Paddock
-  GT3 LEGENDS Paddock
-  GT4 EUROPEAN SERIES PWD BY RAFA RACING CLUB Paddock
-  LAMBORGHINI SUPER TROFEO Paddock
-  MCLAREN TROPHY Paddock

CIRCUIT DE SPA
FRANCORCHAMPS







GENERAL INFORMATION



- *Cars to Pre-Grid no later than 25 minutes prior to each session.*
- ***Practices and qualify Sessions will start directly from the Pre-Grid via Eau rouge gate.***
- **For the races paddock to grid directly**
- *Cars must park parallel in the endurance pit lane or short pit stops F1 pit lane and at 45 ° for longer work in F1. Engine must be switched off during pit stops.*
- *During a red flag and the period between Q1 and Q2, cars may only move into the Fast Lane once the FAST LANE OPEN signal is given or the pit exit is Green*
- *Nobody in front of the car or standing behind panels - use lollipops from the working lane only*
- *Only the Car Controller and replacing driver are allowed in the working lane before the car stops.*
- *Refuelling is not permitted in the Pitlane and during any session*





Due to the high temperature,
using a blower is allowed for the driver only






PARC FERME



- *Parc Fermé will take place within the Paddock / Awnings unless selected by the Technical Delegate for inspection, which will take place in the GT4 Scrutineering area BOX 1 F1 pitlane*
- *SD Cards must be deposited in GT4 Scrutineering within 20 minutes*
- *Cars must remain under Parc Fermé conditions until released by The Stewards via the Messaging App*
- *Drivers required for post-race presentation will be stopped in front of Endurance Pitlane Podium. Teams to immediately remove cars to the Paddock / GT4 Scrutineering under Parc Fermé conditions.*




PIT LANE – F1





PIT LANE – ENDURANCE





MANDATORY PIT STOP MINIMUM TIME

Pit window between 25 mn and 34 mn 59.99 seconds

Spa Pitlane delta time = 71 seconds

Minimum driver change time = Pitlane delta + 50 seconds = **121 seconds**

Tyres change (x4) only if authorised = 120 seconds (dry to wet or wet to dry) + 71s= 191

1 second tolerance which may be used once during the event

*Please notify Race Control via the Messaging App if using the tolerance for race 1
for a puncture no minimum pit stop*

Minimum speed in the pit lane

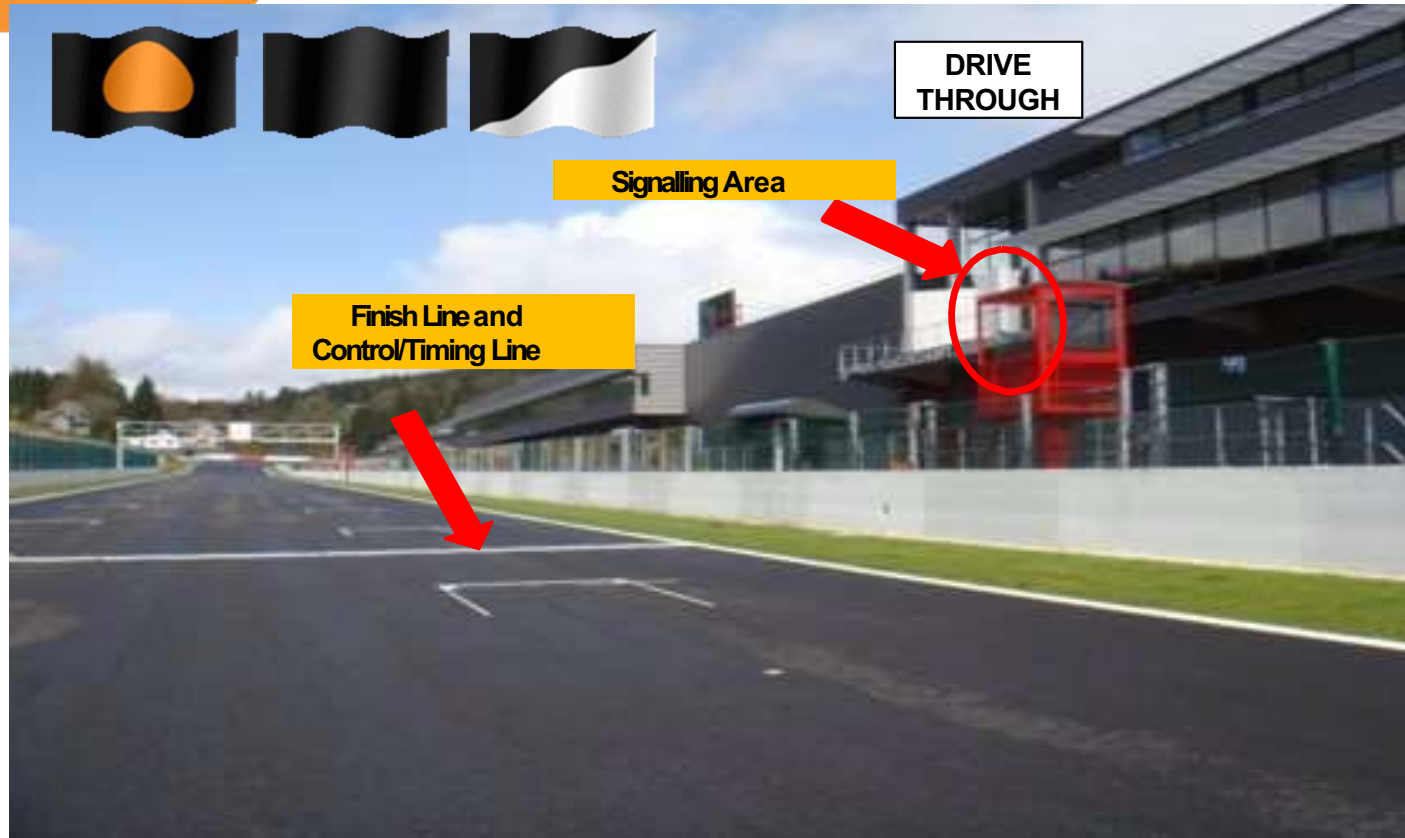
Cars are to leave when ready to race.

Respect the pit lane speed limit, 50 Km/Hr. NO slowing or stopping





SIGNALLING AREA & CONTROL LINE





PIT ENTRY

Please keep right after Turn 18 if entering the Pitlane



Safety Car Line 1

no enter after the bolard



PIT ENTRY SPEED LIMIT LINE



Speed limit line



F1 PIT EXIT



Light must be respected when RED.(pit lane blocked)

Normally OFF.



Long Pitlane – Keep right of the cones – 50kph.





SPEED LIMIT ENDS - STOP AT THE CONES






Track limit sortie stands _ Pit exit





TOP OF THE RAIDILLON






PIT EXIT

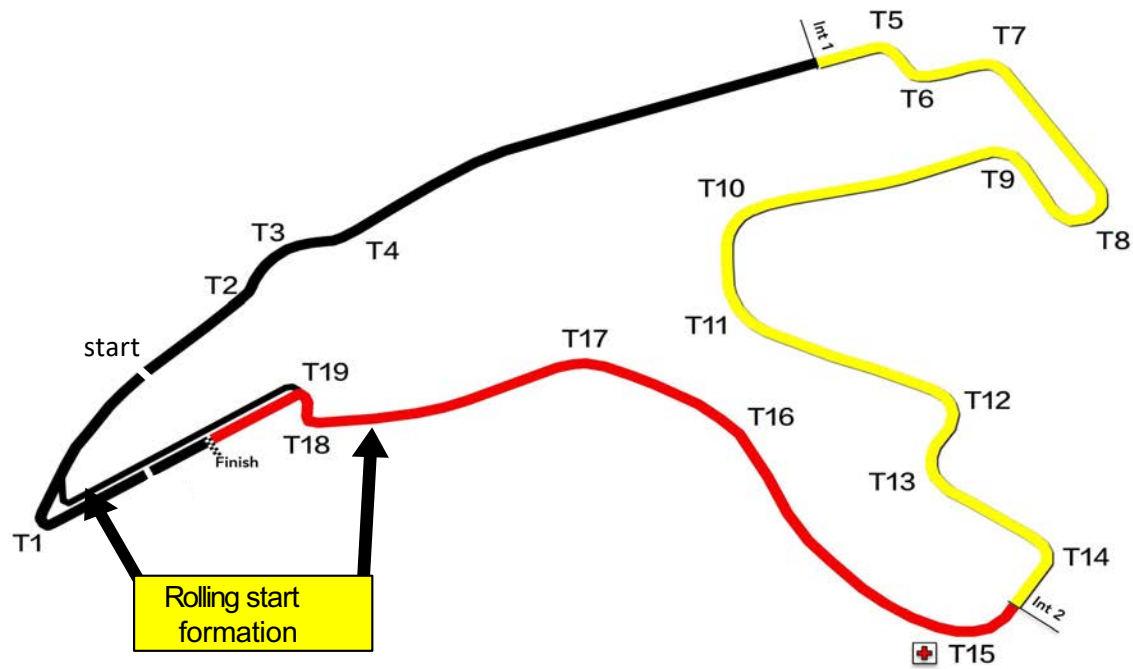


GRID





START





LC Speed will reduce speed to 50 KPH
LC réduit sa vitesse à 50 Km/h

Pole position is right hand side





CIRCUIT DE SPA
FRANCORCHAMPS



INCIDENTS



One waved Yellow flag:

- Moderate speed
- Caution – some danger
- NO OVERTAKING



Two waved Yellow flags:

- Dangerous incident has occurred
- Reduce speed, be prepared to stop
- NO OVERTAKING

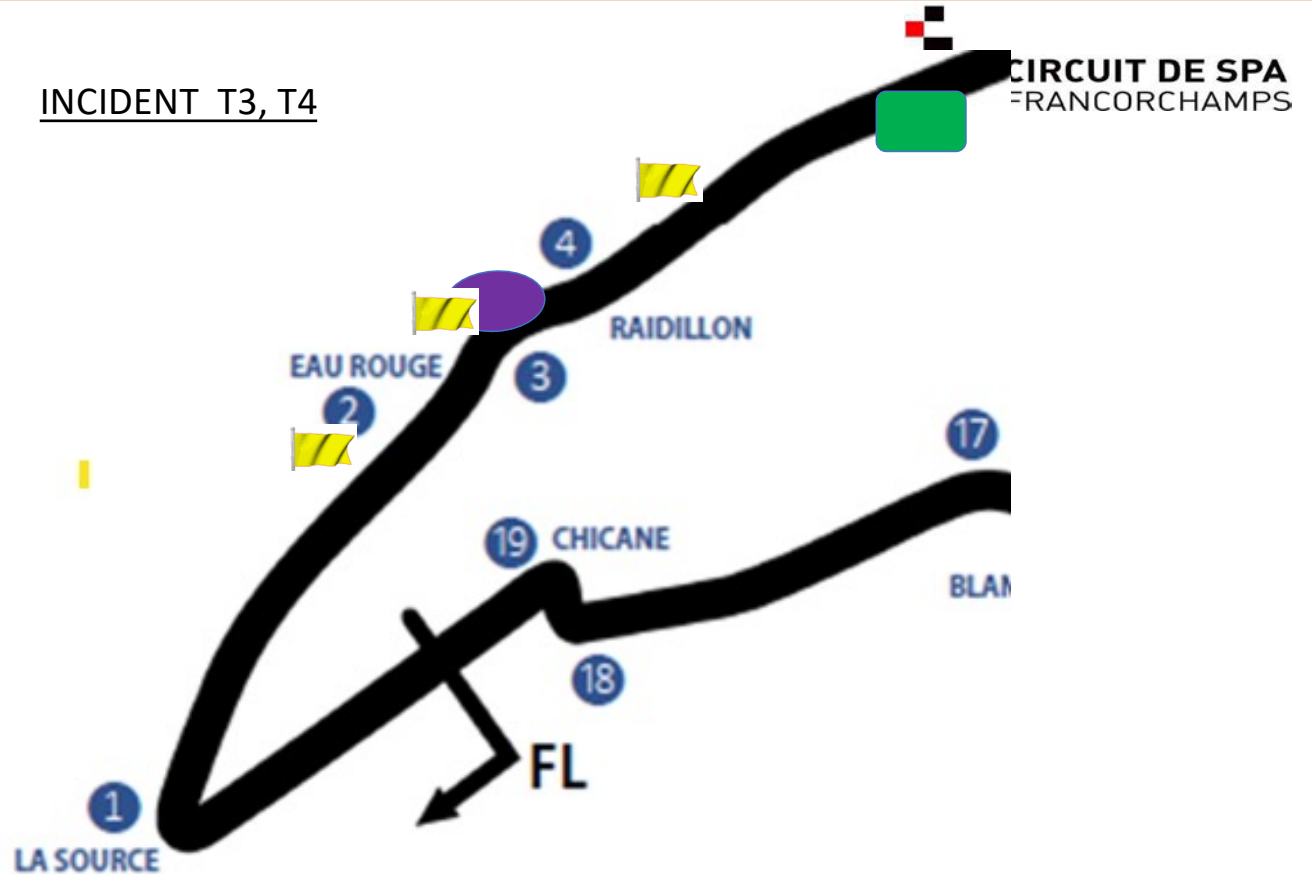


INCIDENT T3, T4

ABSOLUTELY NO OVERTAING

DOUBLE – WAVED – SLOW
BE PREPARED TO STOP

If you overtake under a yellow flag,
expect ACTION





IN-CAR MARSHALLING SYSTEM



FCY



(Yellow flashing) - FCY NOW - 80 Km/ Hr



SAFETY CAR



RED Flag "FLASHING"



GREEN Flag - On for 10 Seconds



Yellow Flag in Sector x





FCY



FCY PROCEDURE

FCY IN 20s





FCY



FCY IN 10s
no overtake





FCY



FCY NOW
all cars at 80 kph





LIGHT PANELS





FCY

SC



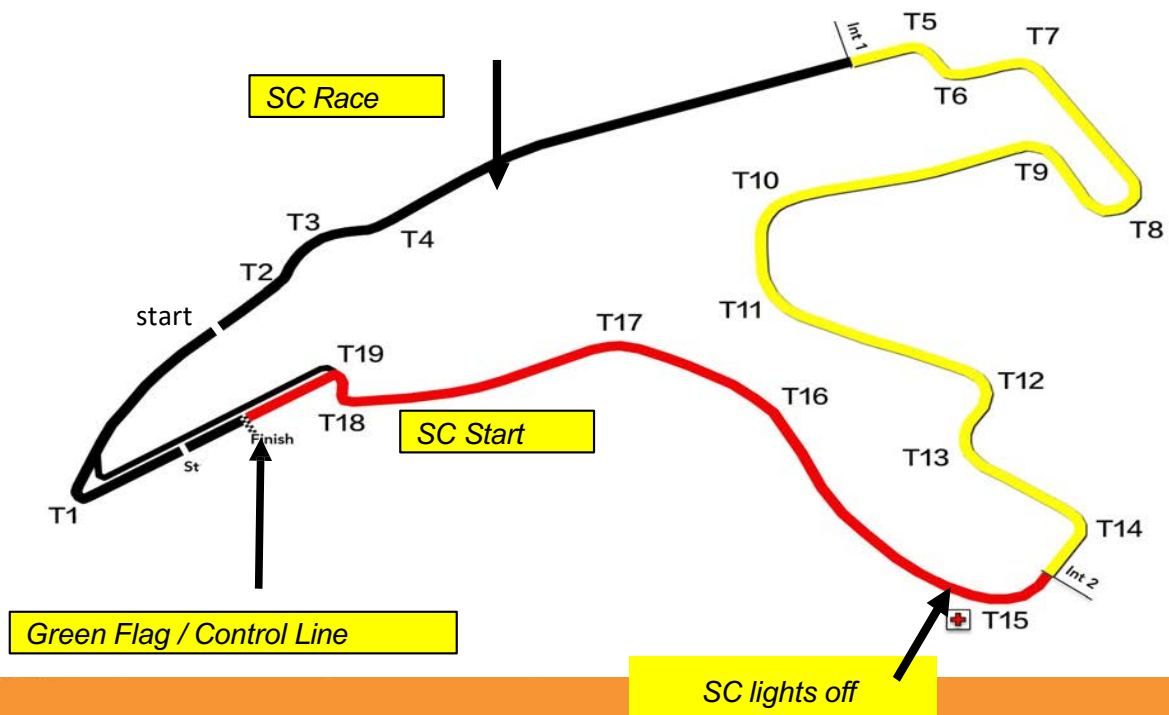
- *Speed 80 Km/Hr – NO weaving (Zig Zag)*
 - (for practices) *RESTART on short notice 5, 4, 3, 2, 1 - GREEN*
- *(RACE) FCY can be follow by SC*
- *except during the 1st three laps Directly SC*
- *SC gets the leader during the FCY*





SAFETY CAR

SC may use the Pitlane






SAFETY CAR



appendix H art 2.10.15 of the ISC

In order to avoid the likelihood of accidents before the safety car returns to the pit lane, from the point at which the lights on the car are extinguished, drivers must proceed at a pace which involves no erratic acceleration, braking, or any other manoeuvre which is likely to endanger other drivers or impede the restart.





PROCEDURE



During Practices:

*Slow down to 80 Km/Hr - NO overtaking
go to pit lane, the clock will NOT stop except during Qualifying*


During the race: CLOCK STOP

- *Line up at the red line or follow the SC*
- *Parc Fermé conditions*
- *Officials ONLY on the grid unless authorised*
- *Restart behind SC*





RED FLAG LINE





RED LINE




RED FLAG
LINE-UP

AT THE F1
START LINE

Pit lane RED
FLAG
LINE-UP
in the pit
lane





DURING PIT WINDOW



All cars must return to the Pit lane _ RD by radio

Parc Fermé conditions

Driver change permitted if not already carried out

Cars will be called to Pit Exit in the order of the last full lap before the opening of the Pit Window

Race will restart behind the SC






BLUE FLAG



- At ALL TIME: displayed to a driver leaving the pits if traffic is approaching on the track.
- During PRACTICE: a faster car is close behind you and is about to overtake you.
- During the RACE: shown to a car about to be lapped, the driver concerned must allow the following car to pass at the earliest opportunity.
- **AT ALL TIME: LEAVE THE RACING LINE IF YOU ARE SLOW ON TRACK**



ESCAPE ROAD T5 TO T7



Turn 5

Turn 7



TURN 5 ESCAPE ROAD

Rejoin at Turn 7





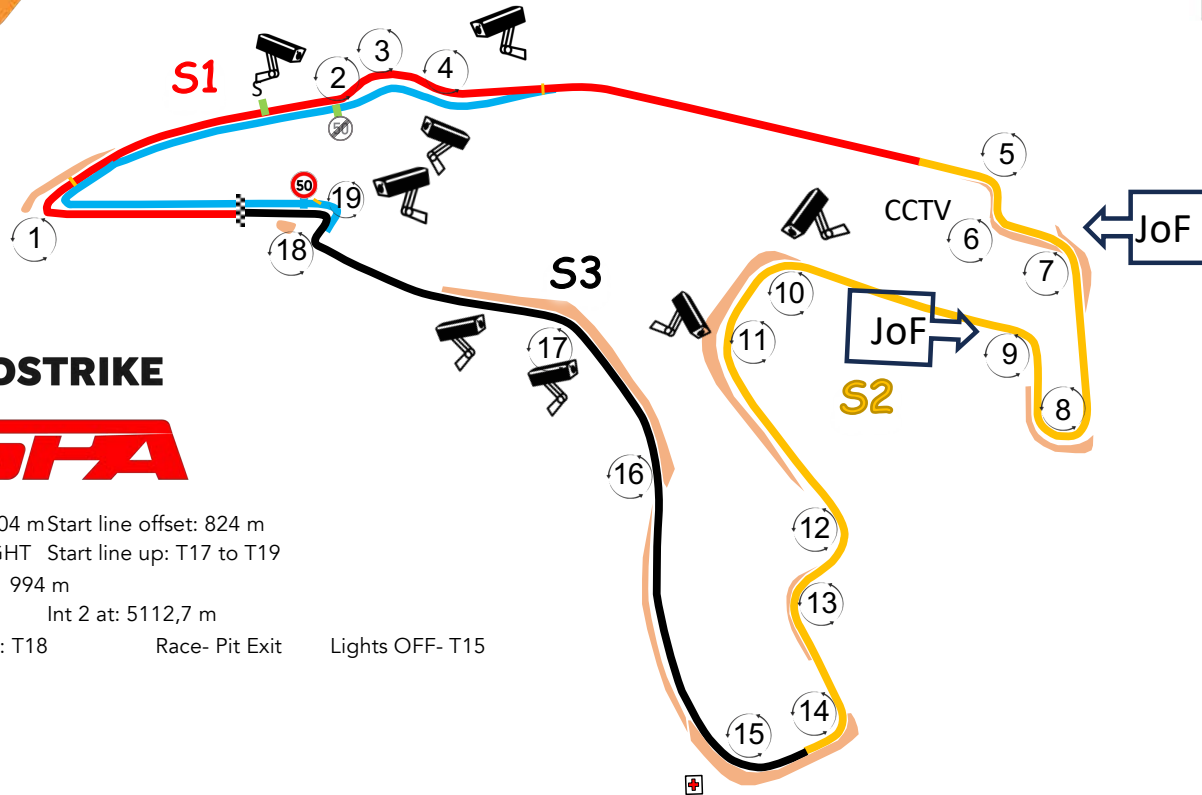
TRACK LIMITS

- FIA rule (contact with the white line) - NO tolerance
- Teams are reminded that both, warnings and penalties, are given to the Car





TRACK LIMITS



Circuit length: 7004 m Start line offset: 824 m
Pole position: RIGHT Start line up: T17 to T19
Pit IN to Pit OUT: 994 m
Int 1 at: 2243,5 m Int 2 at: 5112,7 m
Safety Car 1st Lap: T18 Race- Pit Exit Lights OFF- T15





TRACK LIMITS PENALTIES



1. FP & Pre-Qual: drivers will be warned and stopped, if necessary, lap times can be deleted.
2. Qualifying: every lap time will be deleted.
3. Race: 3 first time warning on the timing monitors,
4th time warning flag.
5th time final warning on the radio, At the
6th time the stewards can impose a time penalty of 5s.

Messages on page 7





TIME PENALTIES



All times penalties, given before the pit stop must be performed at the pit stop.
Time penalty is added at the mandatory pit stop time.
The car stop, no one touch the car for the penalty time, then the mandatory pit stop starts.

All time penalties given after the race are added at the racing time.





current laptime
01:15.73
last
01:41.37
best
01:37.55

thr 25 50 75
br 50 100

AVIKA ASP
RACING INSURANCE

37:22 -01:01

The image shows a first-person view from a racing cockpit. The main view is a wide-angle shot of a race track with a crashed car on the right. An inset in the bottom-left shows a close-up of the driver's hands on the steering wheel. A data overlay in the bottom-right of the cockpit view displays lap times, a track map with a red dot, and throttle/brake indicators. At the bottom of the screen is a video player interface with a progress bar and a volume icon.





END OF SESSION AND RACES



RESPECT THE MARSHALS INSTRUCTIONS

At the end of the PRATICES AND QUALIFY, after taking the chequered flag, slow down then enter the ENDURANCE Pitlane exit T1. **Don't stop, go straight to the endurance pit exit and turn right to return to the paddock**





END OF SESSION AND RACES



RESPECT THE MARSHALS INSTRUCTIONS

At the end of the RACES, after taking the chequered flag, slow down for a cooling lap then enter the F1 Pitlane exit T18.

Don't stop, go straight to the endurance pit exit and turn right to return to the paddock





MARSHALS
For your safety
Respect and Thanks



**CIRCUIT DE SPA
FRANCORCHAMPS**



THANK YOU, HAVE GREAT RACES

