
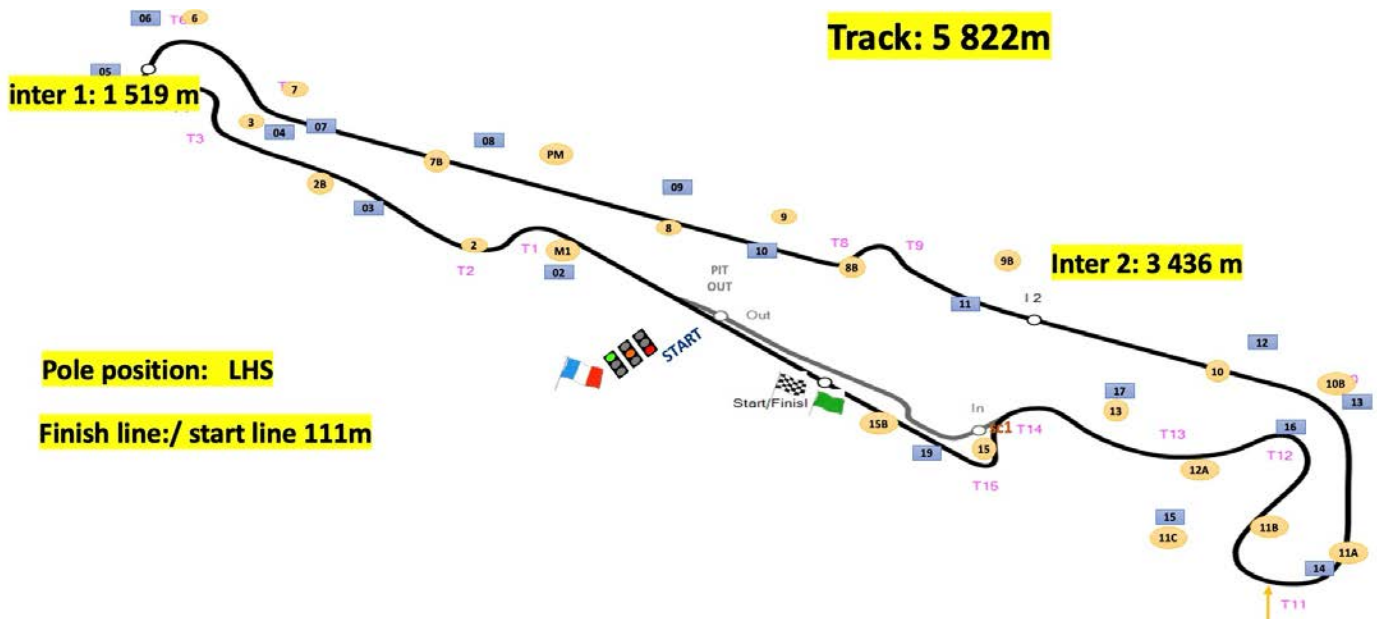


Team Manager & driver briefing

1. EVENT SPECIFIC DATA:

- 1.1 Signaling: at the "Line" on the right-hand side, and on the gantry by electronic board.
- 1.2 Do not cross the white line exiting the pit lane (no part of the car on the blue part), a blue flashing light at pit exit warns drivers leaving the pits of others cars approaching on the track and a flashing arrow on the end of wall at pit exit announces cars leaving the pit lane,
- 1.3 Race director radio: Race Control 8: 468.375. Radio Check 10 to 15 minutes before each session, all teams to answer OK + Car # on the team messaging App. For a radio check contact the Pit Lane manager.
- 1.4 Safe positions are marked in ORANGE. Try to stop on the LHS
- 1.5 Safety car lights off T11



2. GENERAL INFO

- 2.1 Pit Lane: 50 KPH and Penalty Box: In front of your pit garage controlled by the team.
- 2.2 All the official documents are on the notice board
- 2.3 The Team messaging will be used to send Summons, Request forms, decisions and other urgent information. During the sessions only "everybody" messages.
- 2.4 The "Request forms" can be used if you are directly involved [ONLY]. If you are not directly involved you can enter an official protest to the stewards.
- 2.5 "FAST LANE OPEN" signal may be given up to five minutes before the start of the session to allow cars to line up at pit Exit. In case of red flag stop in front of your pit garage not in the fast lane.
- 2.6 The driver causing a Red Flag situation during qualifying will normally have his best time so far in the session deleted.
- 2.7 When the car stops, nobody in front of the car or standing behind the panels - use lollipops.
- 2.8 On track, flashing head lights Max 3 times between two corners,
- 2.9 CAR POSITION: Beginning of each session 45° nose in direction of pit exit, race and pit stop practice in parallel.
- 2.10 Insurance reports, Mail with the following info: Team official name - Session - date / time of the incident - location - Driver - Incident

3. FULL COURSE YELLOW (FCY) and SAFETY CAR (SC) PROCEDURES

- 3.1 The FCY can be used during all sessions. Instructions will be given on the Team Radio and on the screens: « FCY in 20 seconds», «10 seconds – Yellow Flags», «5, 4, 3, 2, 1, FCY». The marshalling system provide the official info for the drivers.
- 3.2 Waved Yellow Flags will be presented at the 10 seconds signal - overtaking is forbidden.
- 3.3 At Zero boards and waved yellow flags will be shown at all marshal posts and all cars must be at a constant speed of 80 KPH. Overtaking remains forbidden and cars must proceed in single file. The board and flag will also be shown at the Line and at pit EXIT. If appropriate, double waved yellow flags will continue to be displayed at the post prior to the incident.
- 3.4 The pit lane entry and exit will remain open.
- 3.5 In the case of a short FCY, before to end the procedure the information « Restart on short notice » will be given on team radio. To end the information “Green flag” will be given on the monitors and on the radio. FCY board will be removed and green flags will be shown at all marshal posts. It will also be shown at the Line and at pit EXIT.
- 3.6 An FCY period can be declared before the SC is deployed, except during the 3 first laps. The SC will enter the track during the FCY procedure to catch the leader. If necessary, it will overtake cars or will use a green light to signal to any cars between it and the race leader that they should pass. When the SC procedure will be declared it will turn on its lights and the SC boards will replace the FCY. The cars must form in single file behind the SC no more than five car lengths apart, and overtaking remain forbidden until the cars pass the Line after the SC has returned to the pits.
- 3.7 End of procedure: “SC IN THIS LAP” – “SC LIGHTS OFF” at T11, signalling removed – “GREEN” no overtaking prior to pass the line
- 3.8 During the SC procedure Pit Exit remain GREEN. When the SC will pass the START Line pit exit will be closed (RED lights). When the last car of the group behind the SC will pass pit exit it will be GREEN again.

4. TRACK LIMITS:

- 4.1 Drivers must use the track at all times. The white lines defining the track edges are considered to be part of the track. Should a car leave the track for any reason, the driver may rejoin when it is safe to do so and without gaining any advantage. A driver will be judged to have left the track if no part of the car remains in contact with the track.
- 4.2 During the free practice the drivers will be warned and stopped, if necessary, lap times can be deleted.
- 4.3 During pre-qualifying and qualifying the lap time will be deleted.
- 4.4 During the race, if you gain a position or any advantage by cutting give it back as soon as possible . Any car, which is suspected of gaining any sort of advantage from doing so, will be penalized.
- 4.5 The team will be warned 3 times on the timing monitors, the 4th time the car will get a warning flag (radio and monitors). After a final warning, At the 6th time there will be a 5 seconds time penalty. Then 5 seconds each time added at the end of the race.

5. RACE:

- 5.1 The start countdown will be announced by means of boards. Start: Red lights turned to Green. NO weaving from Turn 11. Lining up from T12. At Turn 14 cars must be properly lined-up and tightly grouped for the rolling start. The leading car will slow down to 50KPH at the entrance of the last turn.
- 5.2 At the exit of the last turn the leader may increase his speed to 110 KPH. All cars must pass above the grid boxes for the standing start. Cars are racing when the lights turn to green. Any driver outside the 2 x 2 formation before the lights go green will be penalized for jumped start. No car can overtake out of the track everywhere, **especially on the blue part at the start**
- 5.3 If there is a problem during the formation lap, the leading car will remain in front of the cars and the red lights will remain ON. Yellow waved flags will be shown all around the circuit. In case the problem happens after the leading has left the track, the pole man will be in charge of the speed. The start will be declared at the end of the first formation lap.
- 5.4 Mandatory pit stop time: **88 seconds** Tyres change during mandatory pit stop or out of the window: **2mn+** 38s og gap.

6. Escape road :


Turn 1 / 2



T3 to T5



T8 / T9



Joel DO VALE
Race Director.
jdovale@ffsa.org