



TEAM MANAGER & DRIVER BRIEFING

HOCKENHEIM 2024

Joel DO VALE, Race Director

Tel. +33 612324105

E-mail. joel.dovale@ext.sro-motorsports.com

Stewards:

Chairman of the panel Wim Cools

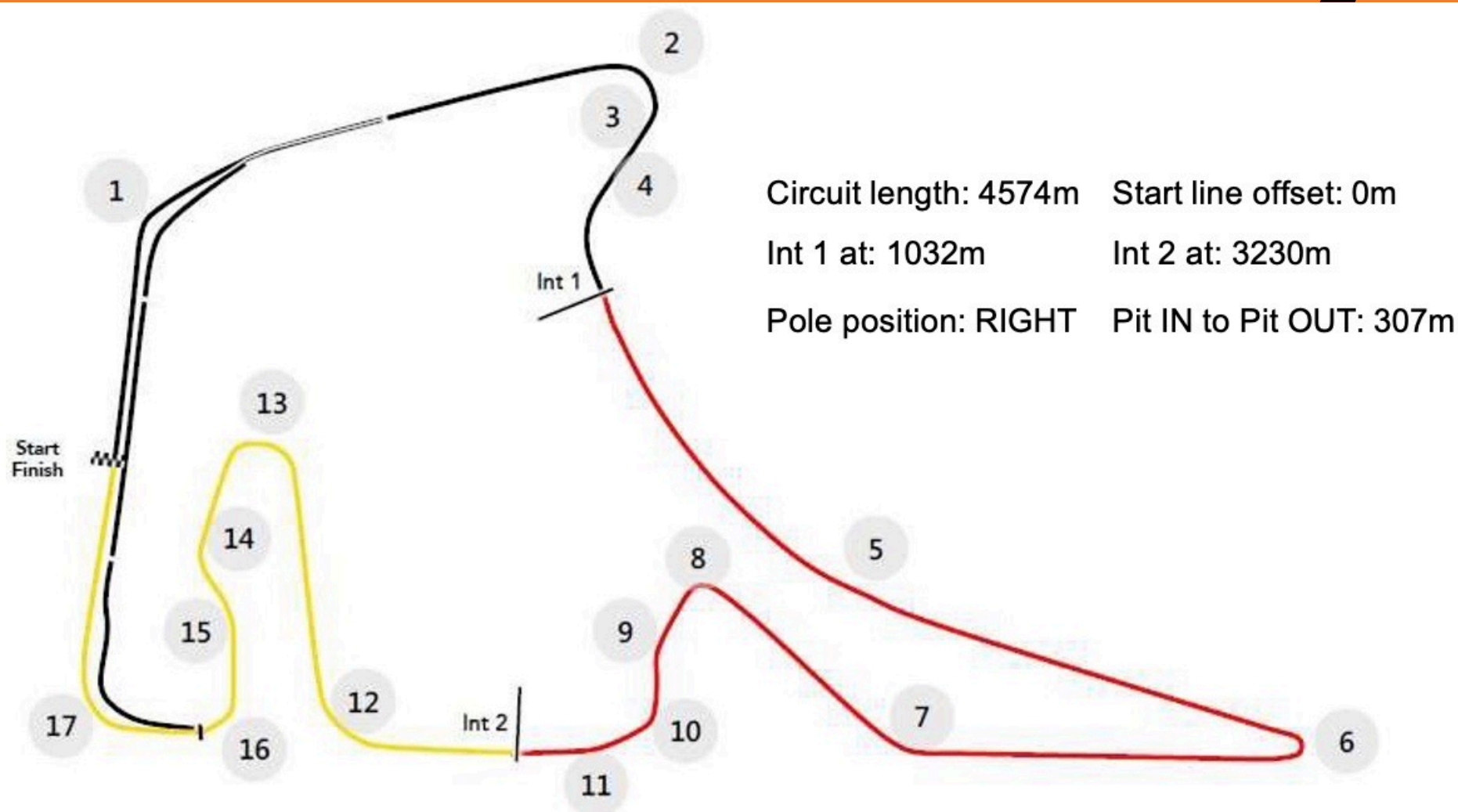
international steward: Andy Witkowski

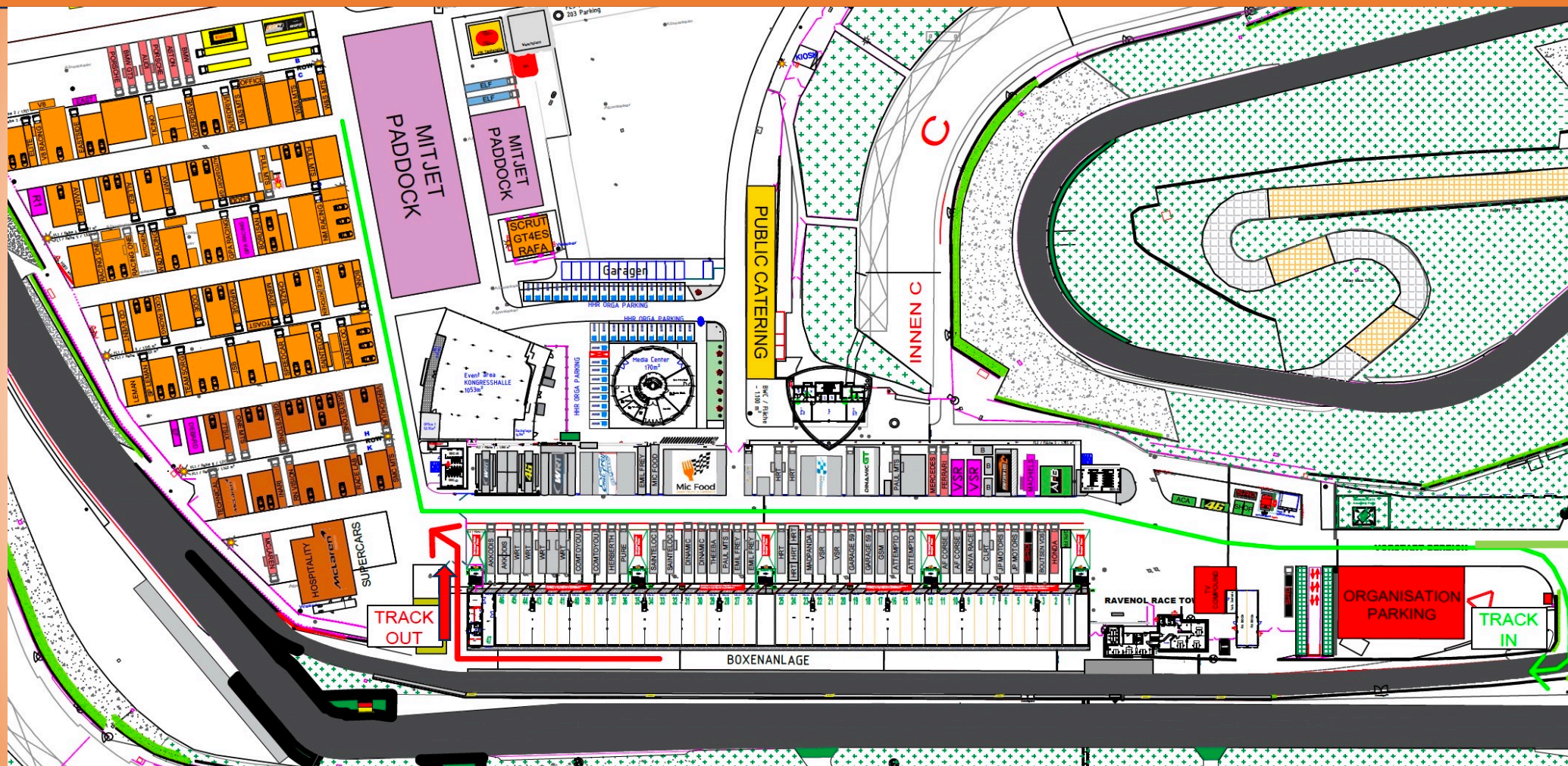
ASN steward: Marcus Maleck

RACE DIRECTOR RADIO

- Race Control frequency : Race Control 9 – 468.275
- TEST 10 to 15 minutes before each session
- First session of the day answer "ok" + car # on the team messaging
- For a test or an issue contact the Pit Lane manager

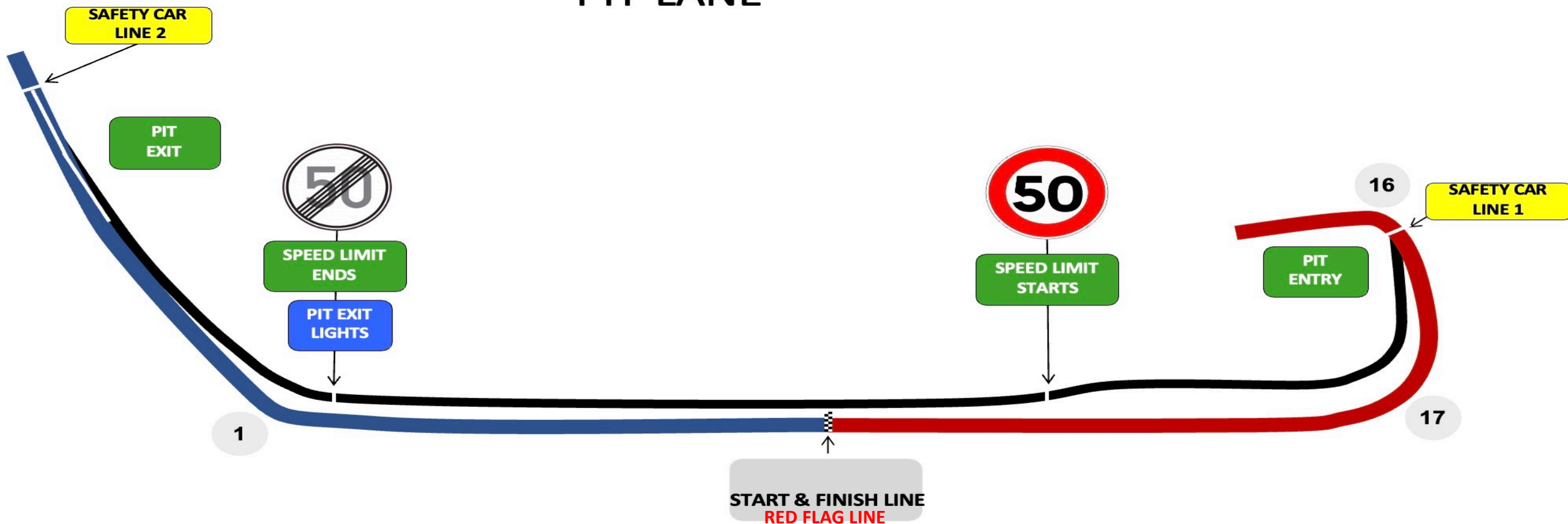








trolleys
enter the
pit lane

PIT LANE



STOP AND GO – TIME PENALTY is in front of your pit garage, controlled by the team



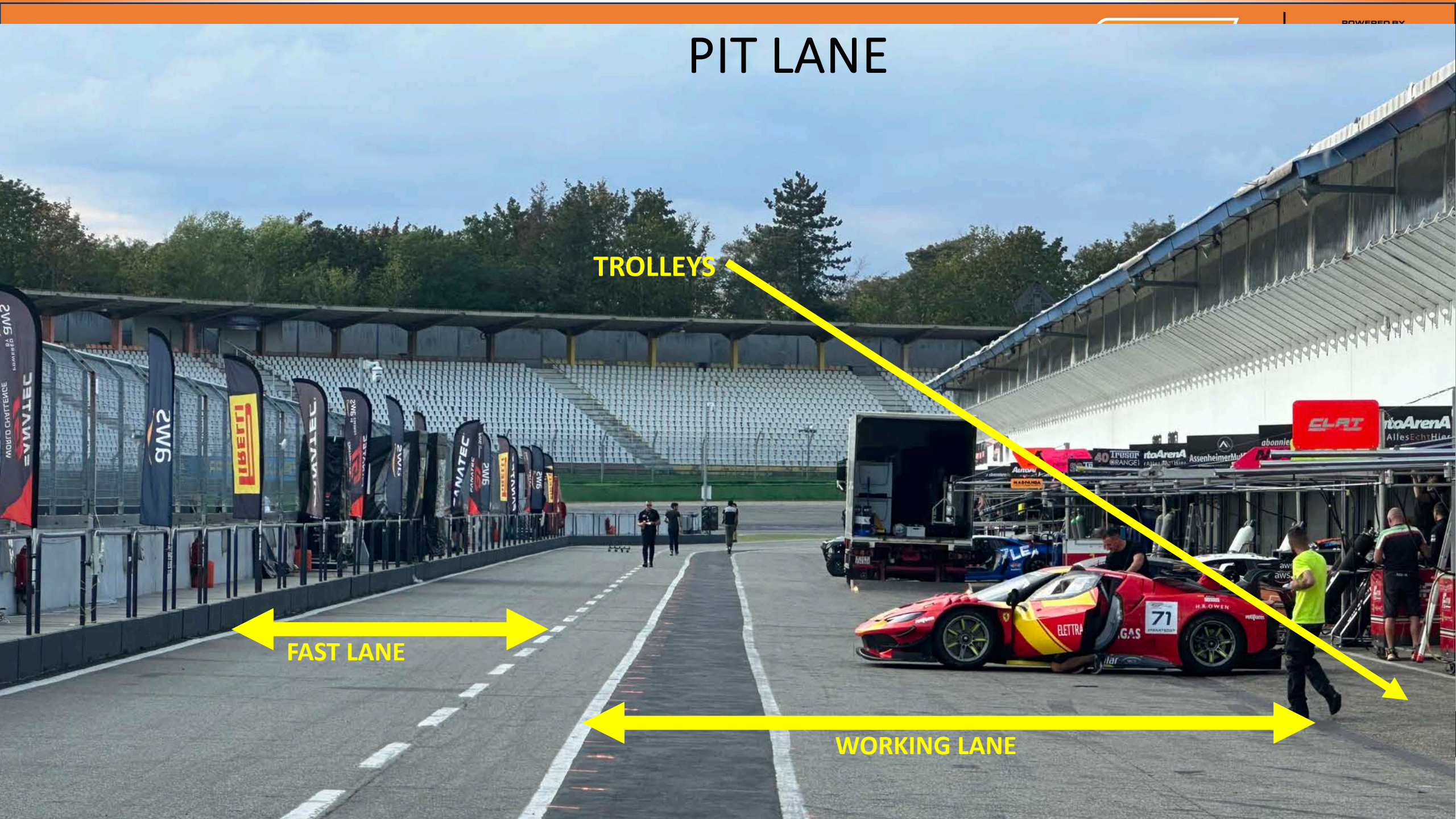


SC line 1

PIT ENTRY SPEED LIMIT



PIT LANE

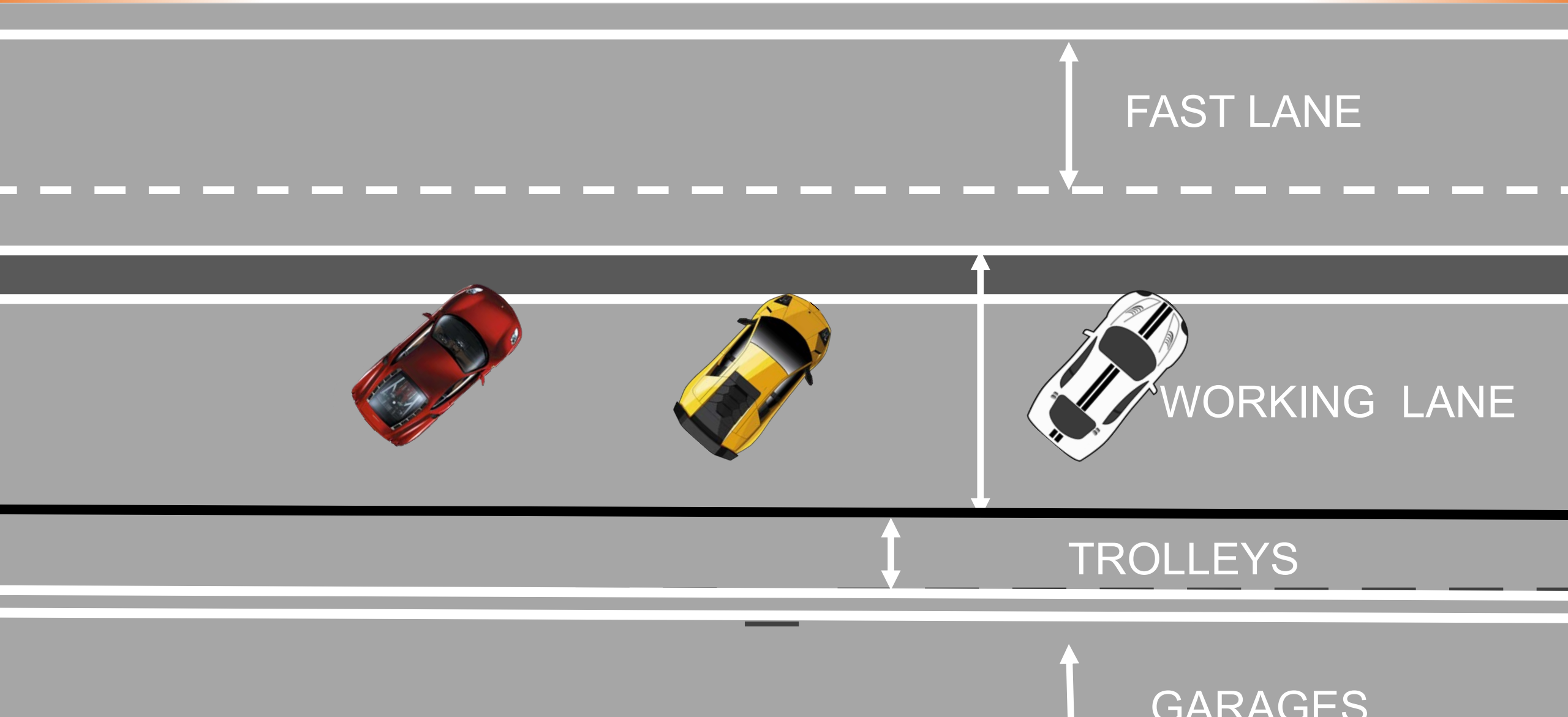


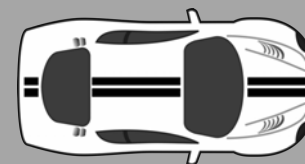
TROLLEYS

FAST LANE


WORKING LANE

START OF SESSION AND STOP – 45°









IMPORTANT

- ***Due to the noise restriction and the event timetable, the clock will not stop in case of red flag except in qualify.***

QUALIFYING SESSION

In accordance with Article 41.7.d) and due to the number of cars entered in the Event, the following procedure will be adopted for the Hockenheim round of Gt 4 European Series powered by Rafa Racing Club.

Qualifying 1 for Race 1 and Qualifying 2 for Race 2.

There will be two qualifying practice sessions (Q1& Q2) divided into two periods of 10 minutes (Q1A/B, Q2A/B) in accordance with the official timetable for the Event.

Q1A will be for Driver 1 from cars entered in **Silver only**

Q1B will be for Driver 1 from cars entered in **Pro-Am and AM only**

Q2A will be for Driver 2 from cars entered in **Silver only**


Q2B will be for Driver 2 from cars entered in **Pro-Am and AM only**

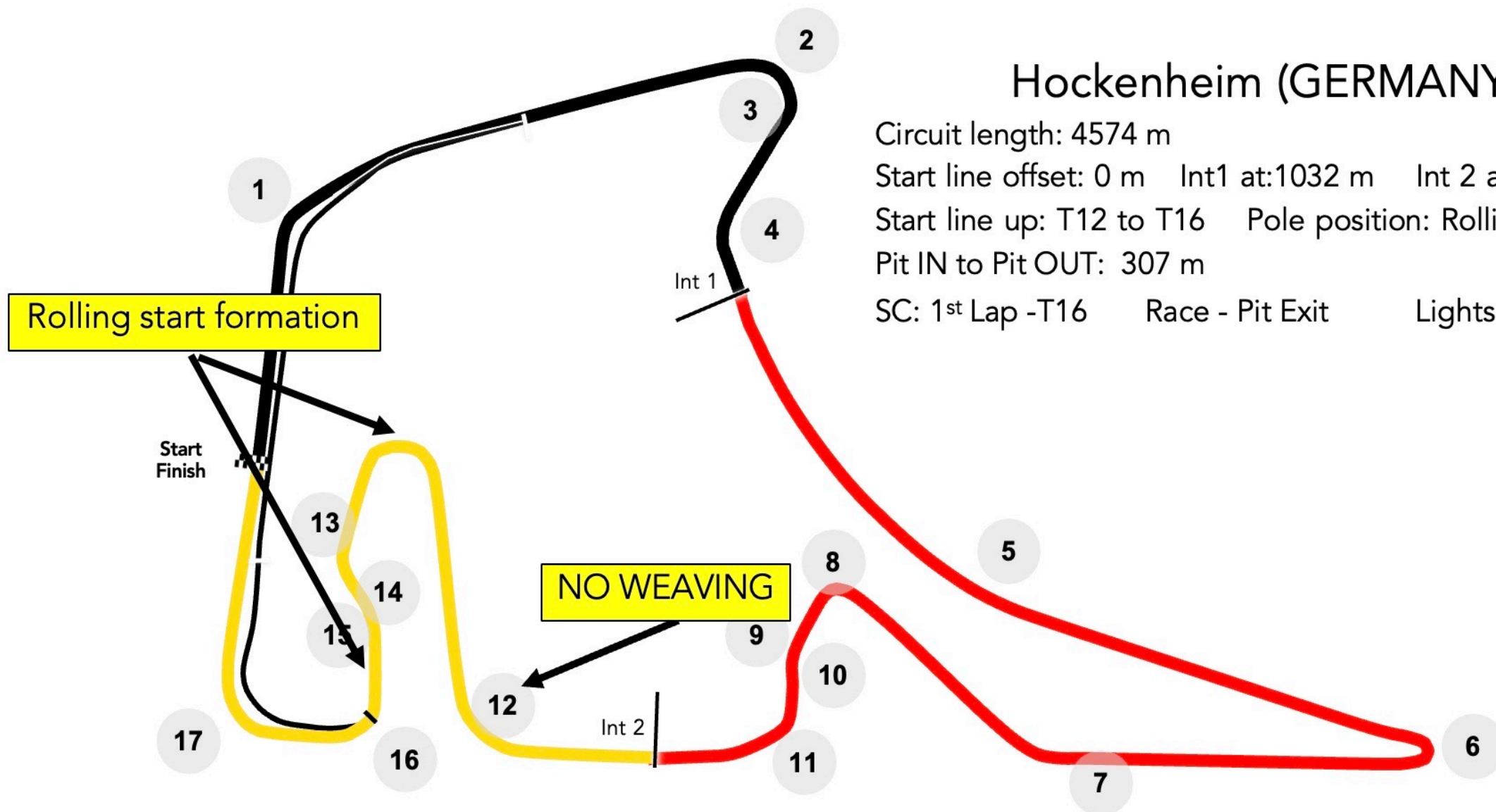
The end of Q1A / Q2A will be signalled by a Chequered Flag (from the signalling post and on timing screens) and all cars in Q1A must complete no more than one 'In' lap before returning to their box.

For Q1B / Q2B the Race Director will notify (radio and/or timing screens) 'Fast Lane Open' and will also notify the release cars to the track from the pit lane for the commencement of Q1B/ Q2B.

Each Qualifying Session is defined as starting from the green flag for the start of the first period (Q1A), until the end of the final period (Q2B).

- *Pit window between 25 minutes and 34 minutes 59.99 seconds*
- ***Hockenheim Pit In to Pit Out time = 22 seconds***
- *Minimum driver change time = Pitlane delta (in and out) + 50 seconds =*
- ***72 seconds***
- ***Tyre change (x4) Dry to Wet (or vice versa) : 2mn + 22s = 142s***
- *1 second tolerance which may be used once during the event*
- *Don't forget to change the ID transponder in the pit lane.*
- *Cars are to leave when ready to race.*
- *Respect the pit lane speed limit, 50 Km/Hr. NO slowing or stoping*





Hockenheim (GERMANY)

Circuit length: 4574 m

Start line offset: 0 m Int1 at: 1032 m Int 2 at: 3230 m

Start line up: T12 to T16 Pole position: Rolling RIGHT

Pit IN to Pit OUT: 307 m

SC: 1st Lap -T16 Race - Pit Exit Lights OFF – T11

Start Procedure


For this event:


Cars are going directly from the pre grid to the grid

For this reason do your best to be in the right order
on the pre grid

DURATION OF THE 2 RACES: 61 mn












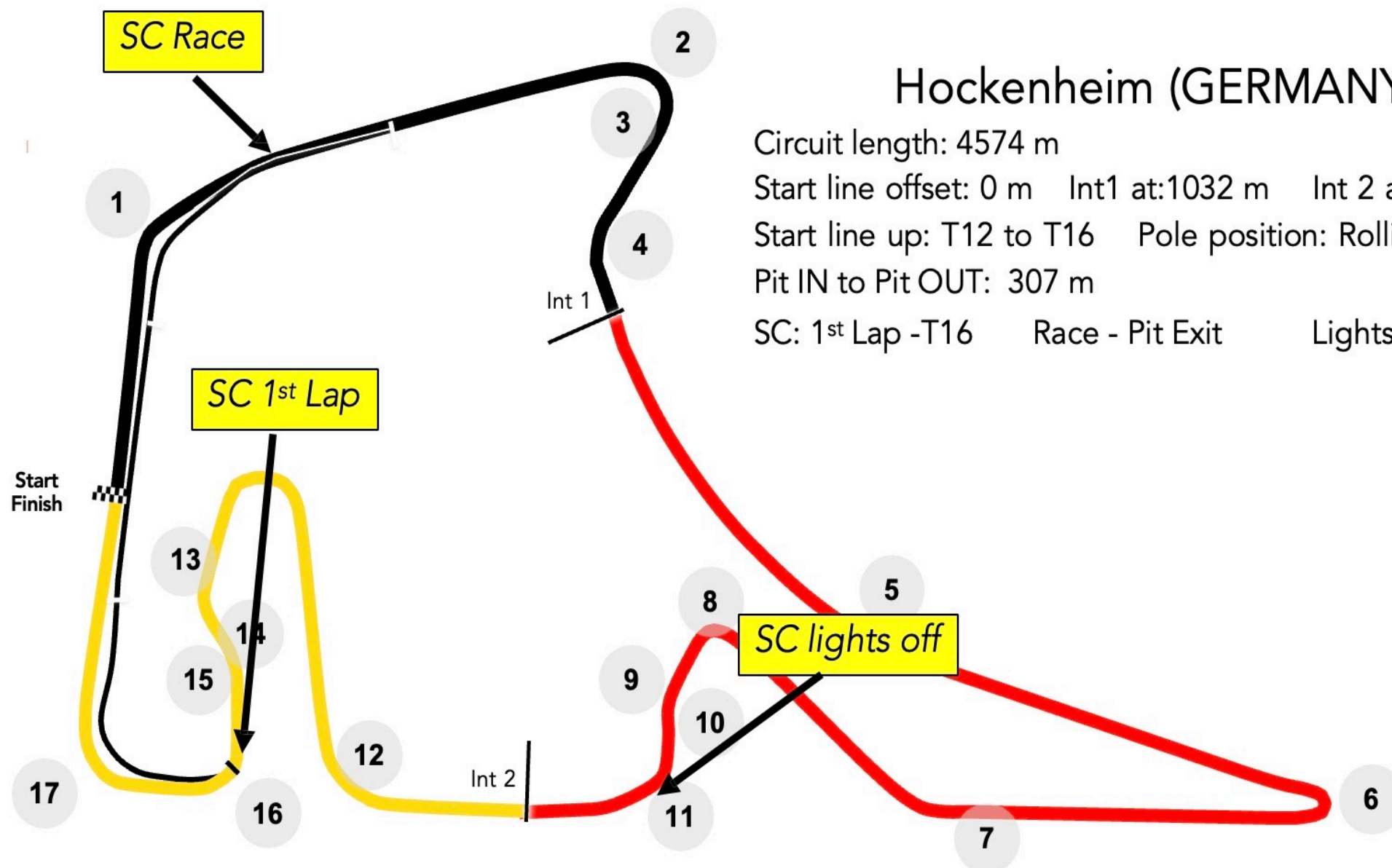


Red lights remains ON Yellow
flag @ all MP New Formation
Lap Pole man - tempo

- Light panels FULL COURSE YELLOW
- Speed 80 Km/Hr – NO weaving (Zig Zag)
- FCY followed by SC except during the three 1st laps where it will directly SC
- SC gets the leader during the FCY
- Countdown 20 seconds – flashing LIGHTS PANEL FCY
 - At 10 sec sec yellow flags– No overtaking
 - At 0 sec FCY boards, yellow flags, Flashing FCY Light panels & all cars at 80 Km/Hr
- RESTART on short notice 5, 4, 3, 2, 1 – GREEN - or



- The SC will come on track during the FCY **without lights** or **directly with lights on**.
- SC gets the leader. If necessary it will overtake cars.
- “SC procedure”  
- the SC will turn on its lights, all marshal posts will swap the FCY boards to SC
- All cars, in single file, must increase their speed to catch up the group
- End of procedure: “SC in this lap”
- “SC lights off” – all signalling removed
- “Green” –no overtaking prior to pass the line



Hockenheim (GERMANY)

Circuit length: 4574 m

Start line offset: 0 m Int1 at: 1032 m Int 2 at: 3230 m

Start line up: T12 to T16 Pole position: Rolling RIGHT

Pit IN to Pit OUT: 307 m

SC: 1st Lap - T16 Race - Pit Exit Lights OFF - T11

Pit exit light remain **GREEN**

When the SC will pass, the pit exit light will turn **RED**

When last car in the group behind SC passes pit exit, the light will turn **GREEN** again.

Slow down to 80 Km/Hr - NO overtaking – drive to pit lane to your pit

Free practice: Clock will not stop

Pre Qualifying Clock will **NOT** stop - lap time cancelled

Qualifying: Clock will stop - lap time cancelled


Race outside pit window: Clock will **NOT** stop - line up red line


Order as when the red flag was declared

Parc-Fermé conditions - on the grid: teams and officials ONLY

Restart behind SC

If you enter the pits after the red flag: restart one lap later





PIT WINDOW - RED FLAG PROCEDURE

During the pit window:

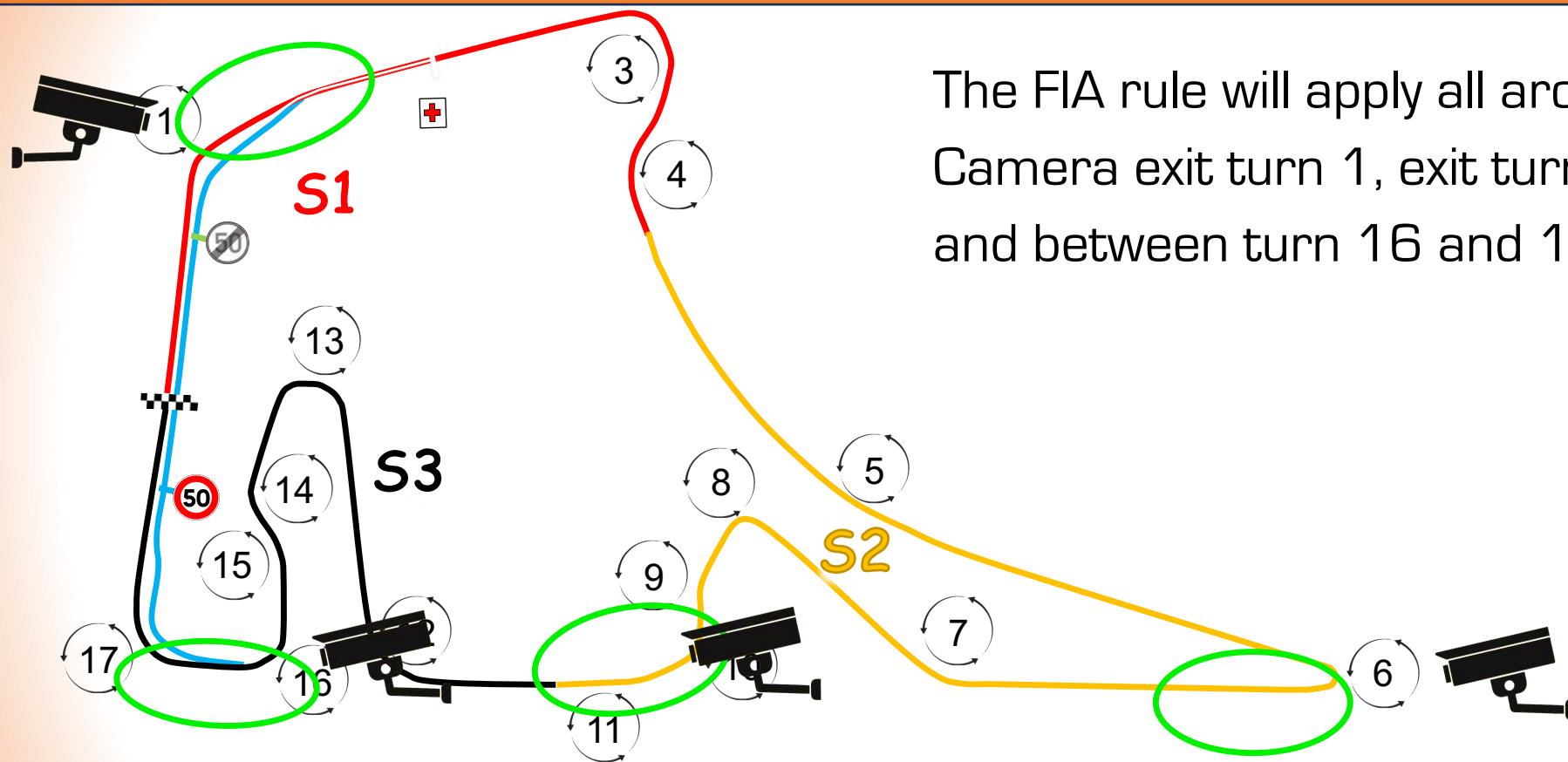
- Cars back to the pit - Parc-Fermé conditions
- pit stop permitted, when done or if already done before RF: parc-fermé
- Marshals will call the cars to line up in the order at the line of the last full lap before the opening of the pit window



BLUE FLAG

- At ALL TIMES: displayed to a driver leaving the pits if traffic is approaching on the track. (INFORMATION)
- During PRACTICE: a faster car is close behind you and is about to overtake you. (INFORMATION)
- During the RACE: shown to a car about to be lapped, the driver concerned must allow the following car to pass at the earliest opportunity. (ORDER - CAN BE PENALISED)







The FIA rule will apply all around the track.
Camera exit turn 1, exit turn 6, exit turn 11
and between turn 16 and 17.

TRACK LIMITS PENALTIES

1. FP: drivers will be warned and stopped, if necessary, lap times can be deleted.
2. Pre-Qualifying and Qualifying: lap time of the driver deleted.
3. Race:
 - 1st time warning on the timing monitors,
 - 2nd time warning on the timing monitors.
 - 3rd time warning on the timing monitors.
 - 4th time warning flag by monitors and radio.
 - 5th time final warning on the radio, At the
 - 6th time the stewards can impose a time penalty.





BLOCKING

During Q :

If you are slow don't drive on the racing line.

Otherwise, you will be reported to the stewards

- *After Pre-Qualifying (FP2), Qualifying, & Races.
Individual cars may also be selected for fuel testing after FP1 and/or FP2*
- *Parc-Fermé will take place in your Awning unless selected by the Technical Delegate for inspection*
- *Parc ferme will be open by The Stewards via the Messaging App*
- *SD cards must be deposited in the GT4 Scrutineering Area within 10-minutes of the end of every session*



*HAVE A GOOD WEEKEND
AND A GREAT RACE!*