

Date: 26.06.2024

Time: 18:45

Race Director Event Notes

Document: SPA

From:	Race Director
To:	All GT4 Competitors
Cc:	The Stewards The Clerk of the Course The Secretary of the Meeting

SPA RACE DIRECTOR EVENT NOTES

1 CIRCUIT MAIN DATA

Circuit length: 7004m Start line offset: 824m Pole position: RIGHT

Int 1 at: 2243m Int 2 at: 5127m Pit IN to Pit OUT: 994m

Start line up: T18 to T1 Pit Lane speed limit: 50 Km/Hr

STOP and GO penalty area: On your pit area

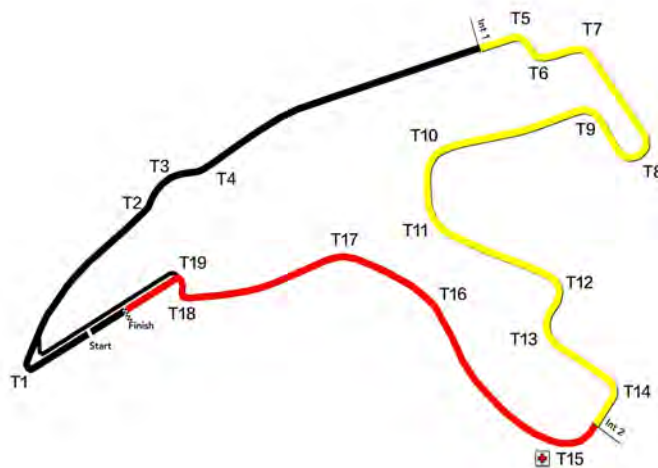
SAFETY CAR: During the race: Pit Exit Start lap: T18

Lights OFF: T15

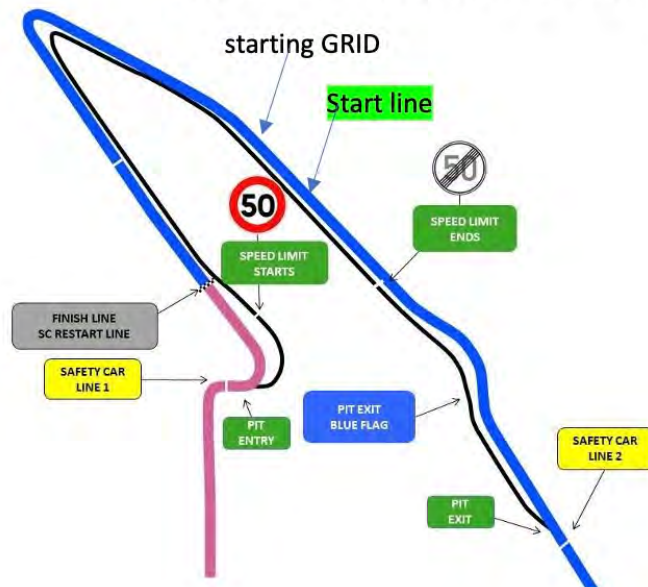
The Race Director's Signaling place is at the finish/control line on the right hand side.

The openings for cars to be placed in a safe position are marked in ORANGE.

At the start of each session cars will join the circuit from the Pre-Grid via the Pitlane Exit at Turn 4. The timing of each session will commence when the cars are released from the Pre-Grid. For the races cars should proceed directly to the Starting Grid from the Pre-Grid via the circuit



CIRCUIT MAIN DATA



2 PRE-GRID / PIT LANE PROCEDURES

All cars are required to go to the Pre-Grid 25 minutes before the start of each session.

Cars should be parked at 45° in their pit boxes (nose to pit exit) in the Pitlane during any red flag periods and during the interval between Q1 and Q2.

No queuing in the Fast Lane or at the Pit Exit. Cars should only move into the Fast Lane once the pit exit is Green or "the Fast lane open information" on radio and/or monitors.

Cars in the Fast Lane have priority over those leaving the Working Lane.

when leaving the pits, except in case of force majeure, drivers must keep to the **RIGHT**, no part of the car may cross the solid white line on the left at the pit exit.

Please ensure all team personnel are wearing an armband relevant to their role.

Cars should stop parallel to the Pitlane during Pitstops. Only the Car Controller and replacing driver are allowed in the working lane before the car stops and should not stand in front of the car or behind panels. Use of lollipops is only permitted from the working lane.

Please refer to the Stewards Bulletin regarding the minimum pit-stop time for the races.

Maximum speed in the Pitlane is 50 Km/Hr. This limit is to be respected from the moment you cross the Pit-IN timing loop, located on the transversal white line at the 50 Kph board, until you cross the Pit-OUT timing loop, located on the transversal white line at the pit exit speed limit end board. Cars should not be driven unnecessarily slowly in the fast lane to avoid delaying other competitors.

3 START OF RACE PROCEDURES

.Only 1 reconnaissance lap from the pre grid to the **endurance** grid is permitted when the Pre grid opens. Any car that enters the pit lane at the end of the reconnaissance lap must start the race from the pit lane.




The start procedure countdown will be announced by means of BOARDS.

The Pit exit will close at the 5 minutes signal.

If you are delayed leaving your grid position at the start of the formation lap you may only overtake to re-establish the original starting order provided this can be done before you reach Intermediate line 2 (end of Sector 2). If you are delayed and are stationary after the remainder of the cars have crossed the Start Line you must remain at the back and start the race from the back of the grid (GT4 Sporting Regulation article 45.5).

During the formation lap NO weaving from T19. At the end of the formation lap between T19 and T1 cars must be properly lined-up and tightly grouped for the rolling start. At T1 the Leading Car will reduce the speed to 50 Km/Hr. Once the Leading Car leaves the track the leader will be in charge of the speed. He will slowly increase his speed to a maximum of 110 Km/Hr at the moment of the start. All drivers are to line up over the starting grid box lines on the endurance straight line if the car is outside the line it will be considered a false-start.



4 FULL COURSE YELLOW (FCY) PROCEDURE :

The FCY can be used during practice, qualifying or race. The instruction FCY will be given on the Team Radio with a count-down: “FCY in 20 seconds, 10 seconds (BOARDS), 5, 4, 3, 2, 1, FCY”. **During the race not during the 3 first laps, directly SC.**

The static FCY lights will be displayed at the 20 seconds signal on the marshalling panels to inform cars that the FCY procedure is imminent and that they must slow-down to be at 80 Km/Hr at the end of the countdown.

At 10s the yellow flags are waved by the marshals all around the track

At the end of the countdown the message FCY will be displayed on the timing screen, **the FCY boards are showed at all marshal posts and the lights panels are flashing**. All cars must be at a constant **speed of 80 Km/Hr**. Overtaking is forbidden and cars must proceed in single file. The board and flag will also be showed at the Line and at Pit Exit. If needed, double waved yellow flags will continue to be displayed at the post prior to the incident. The pit lane entry and exit will remain open.

During the practices, before the end of the procedure, the information “Restart on short notice” will be given on the team radio. To end the procedure “Green flag” will be given on the timing screen after a 5 seconds count-down on the team radio. FCY board will be removed and Green flags will be shown at all marshal posts. It will also be shown at the Line and at Pit Exit.

During the races FCY will be followed by SC.

A gain of place or time will be reported to the stewards.

5 SAFETY CAR (SC) PROCEDURE

Speed 80 Km/Hr – NO weaving (Zig Zag)
(for practices) RESTART on short notice 5, 4, 3, 2, 1 - GREEN
RACE: FCY will be follow by SC
except during the 1st three laps Directly SC
SC gets the leader during the FCY

6 RED FLAG PROCEDURE

- Slow down to 80 Km/Hr - NO overtaking
- Go to pit lane, the clock will NOT stop except during Qualifying
- During the race:
- Line up at the red line or follow the SC
- Parc Fermé conditions
- Officials ONLY on the grid unless authorised
- Restart behind SC

7 Mandatory Pit stop: Stewards bulletin

- Pit window between 25 minutes and 34 minutes 59.99 seconds
- SPA long pit lane Pit lane delta time = 71 seconds
- Minimum driver change time = Pitlane delta + 50 seconds = 121 seconds Tyre change (x4) Dry to Wet (or vice versa) = 180 seconds
- 1 second tolerance which may be used once during the event
- Don't forget to change the ID transponder.
- Speed in the pit lane 50Kpm
- Cars are to leave when ready to race.
- Respect the pit lane speed limit, 50 Kpm also between the pit lane F1 and endurance. NO slowing or stopping

8 END OF RACE PROCEDURE

At the end of the sessions or races, after taking the chequered flag, slow down, complete a cool down lap and enter the Pitlane at T19. The top 3 cars in each class will be stopped in the Endurance Pitlane in front of the Endurance Podium (Parc Fermé conditions apply), and a team member will be required to remove the car to the Paddock for the remainder of the Parc Fermé or to the GT4 Scrutineering area if required for post-race inspection.

After every session, when the cars have returned to the Paddock, one team member must remove the SD card and deposit in the box provided in the GT4 Scrutineering area in accordance with GT4 Sporting Regulation article 19.2. Due to the distance between the GT4 Paddock and the GT4 Scrutineering area cards should be deposited as quickly as possible within a maximum of 20 minutes from the time the car arrives in the Paddock. SD cards are required from all cars.

Joel DO VALE
RACE DIRECTOR
FFSA 7681

