

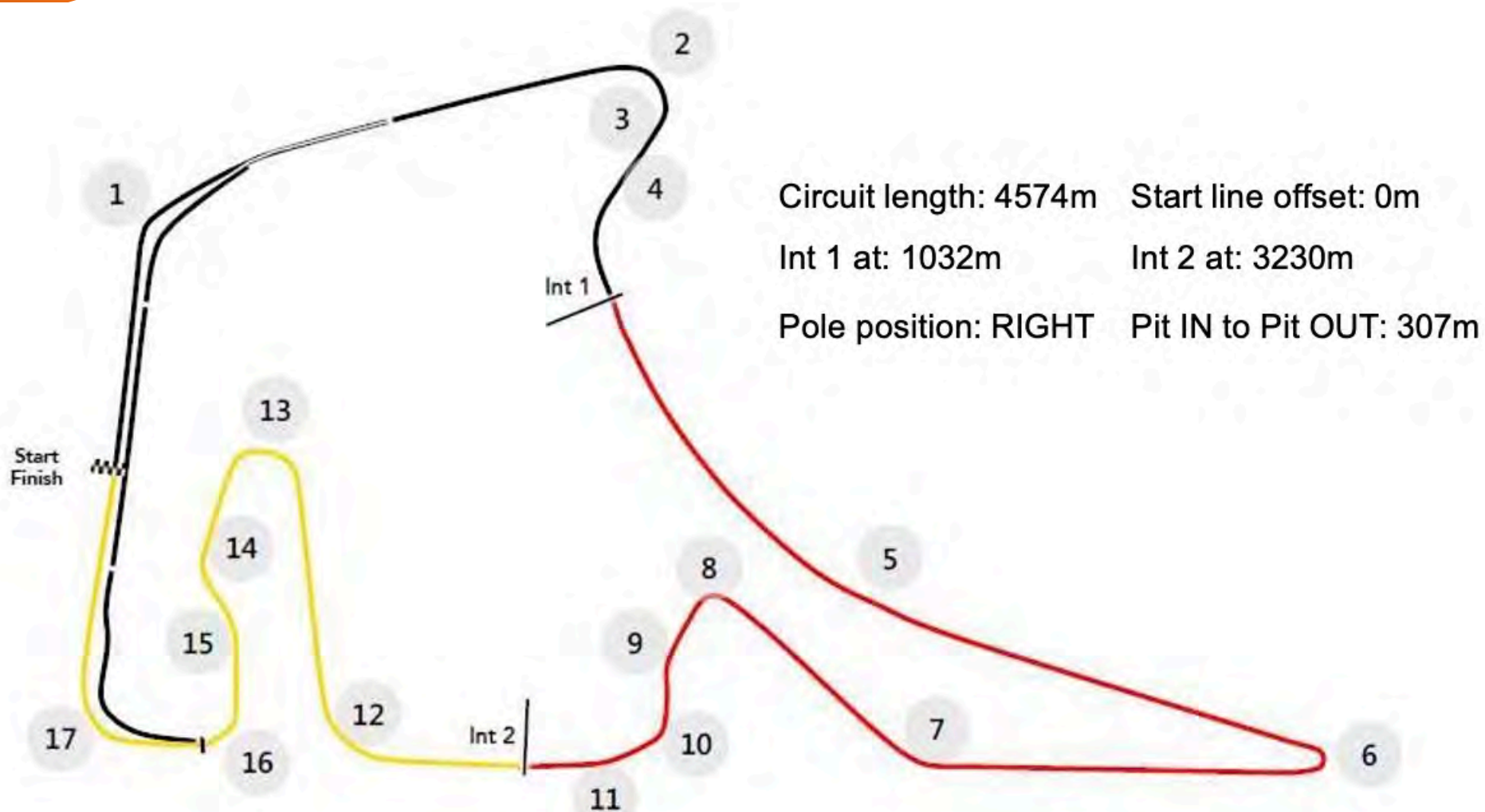
**TEAM MANAGER & DRIVER
BRIEFING**
HOCKENHEIM 2023

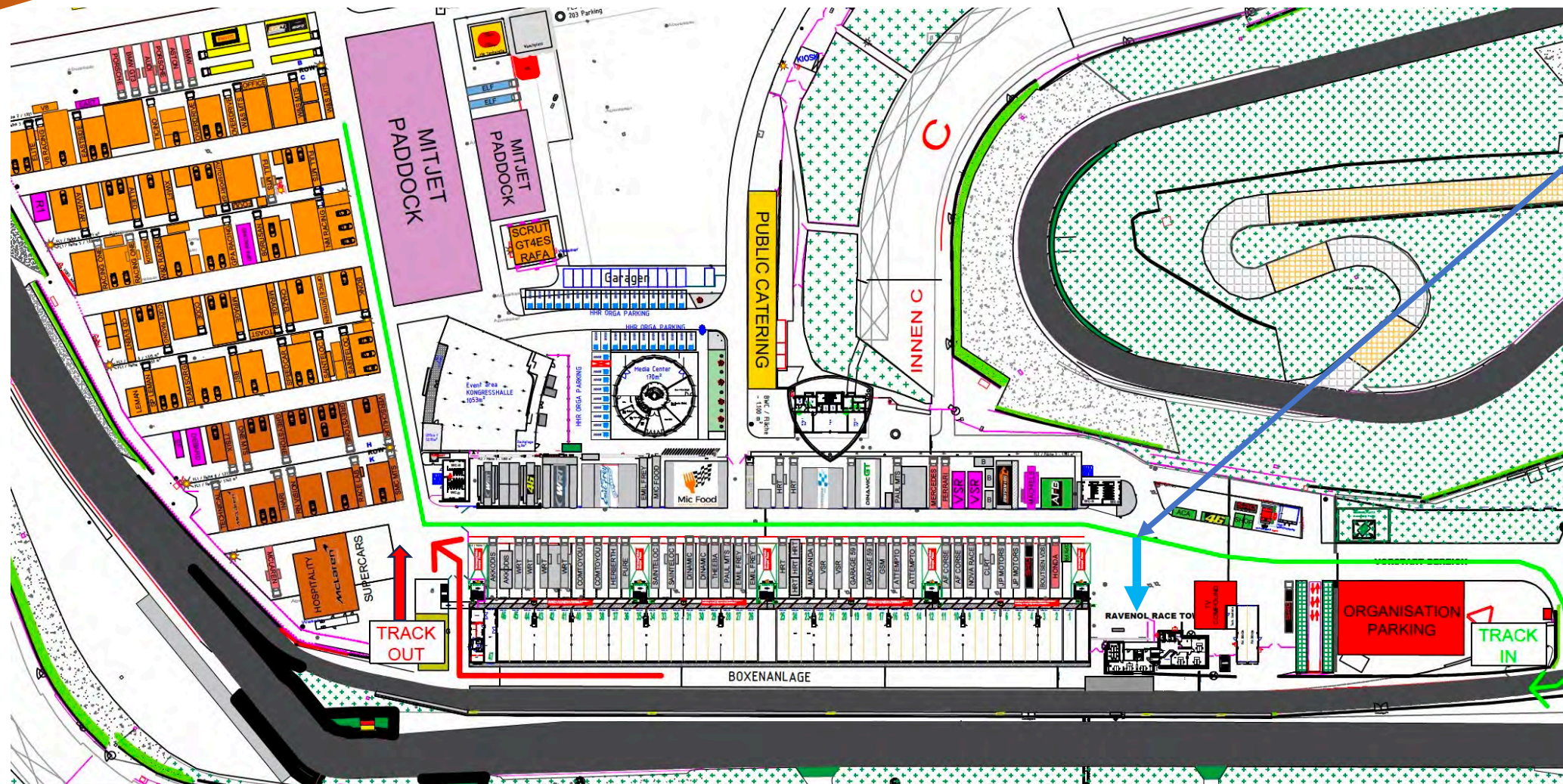


RACE DIRECTOR RADIO

- Race Control frequency : Race Control 9 – 468.275
- TEST 10 to 15 minutes before each session
- First session of the day answer "ok" + car # on the team messaging
- For a test or an issue contact the Pit Lane manager

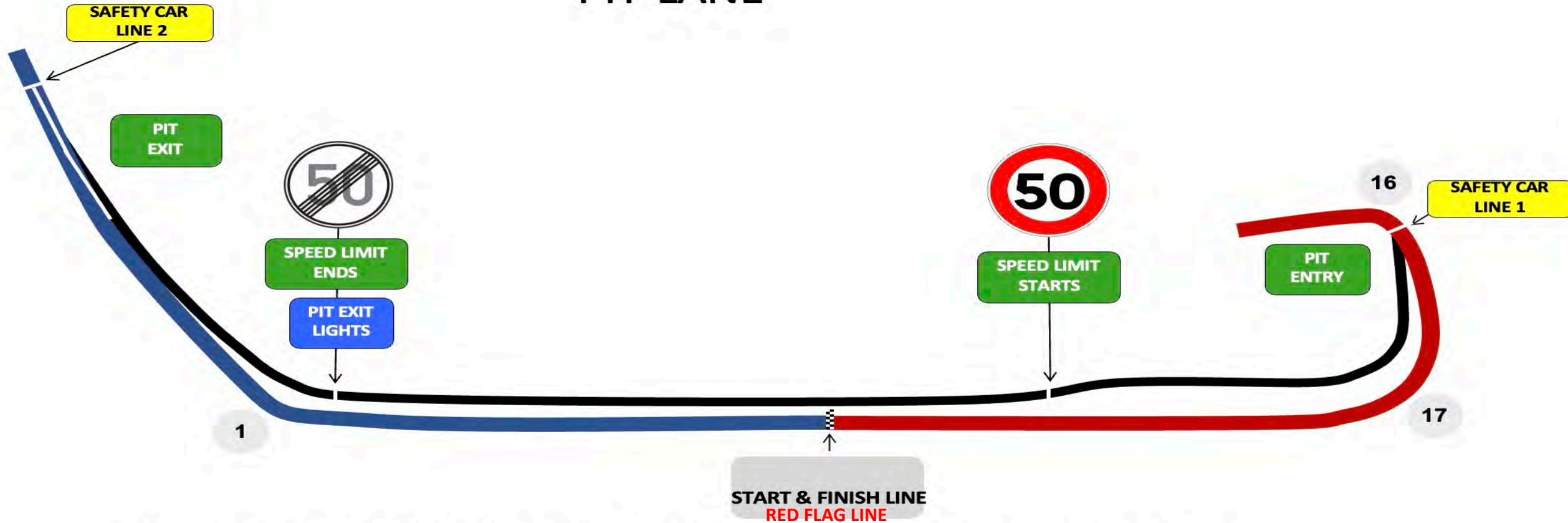







trolleys
enter the
pit lane

PIT LANE



STOP AND GO – TIME PENALTY is in front of your pit garage, controlled by the team








PIT LANE

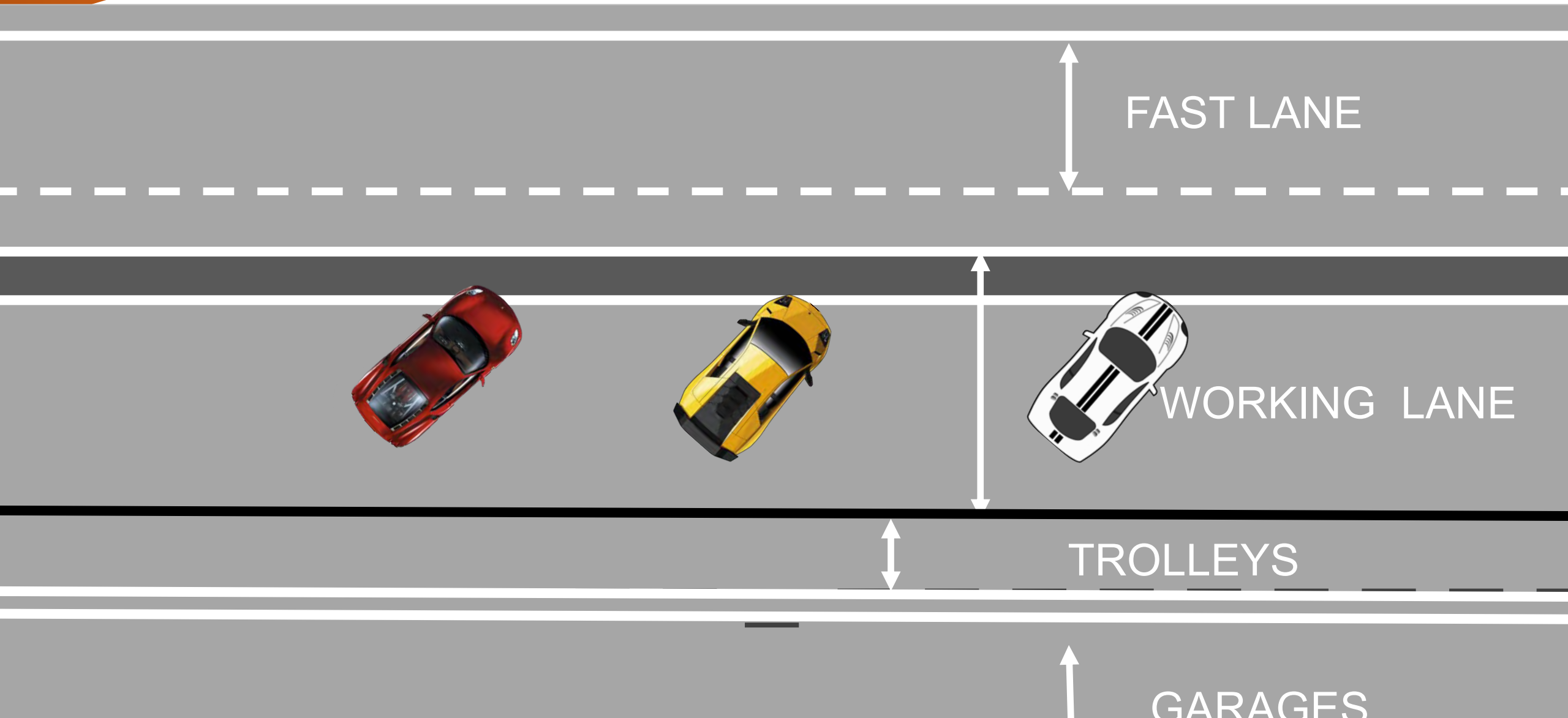
TROLLEYS

FAST LANE

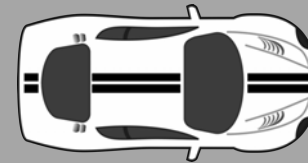
WORKING LANE




START OF SESSION AND STOP – 45°



PIT STOP TRAINING & RACES








IMPORTANT

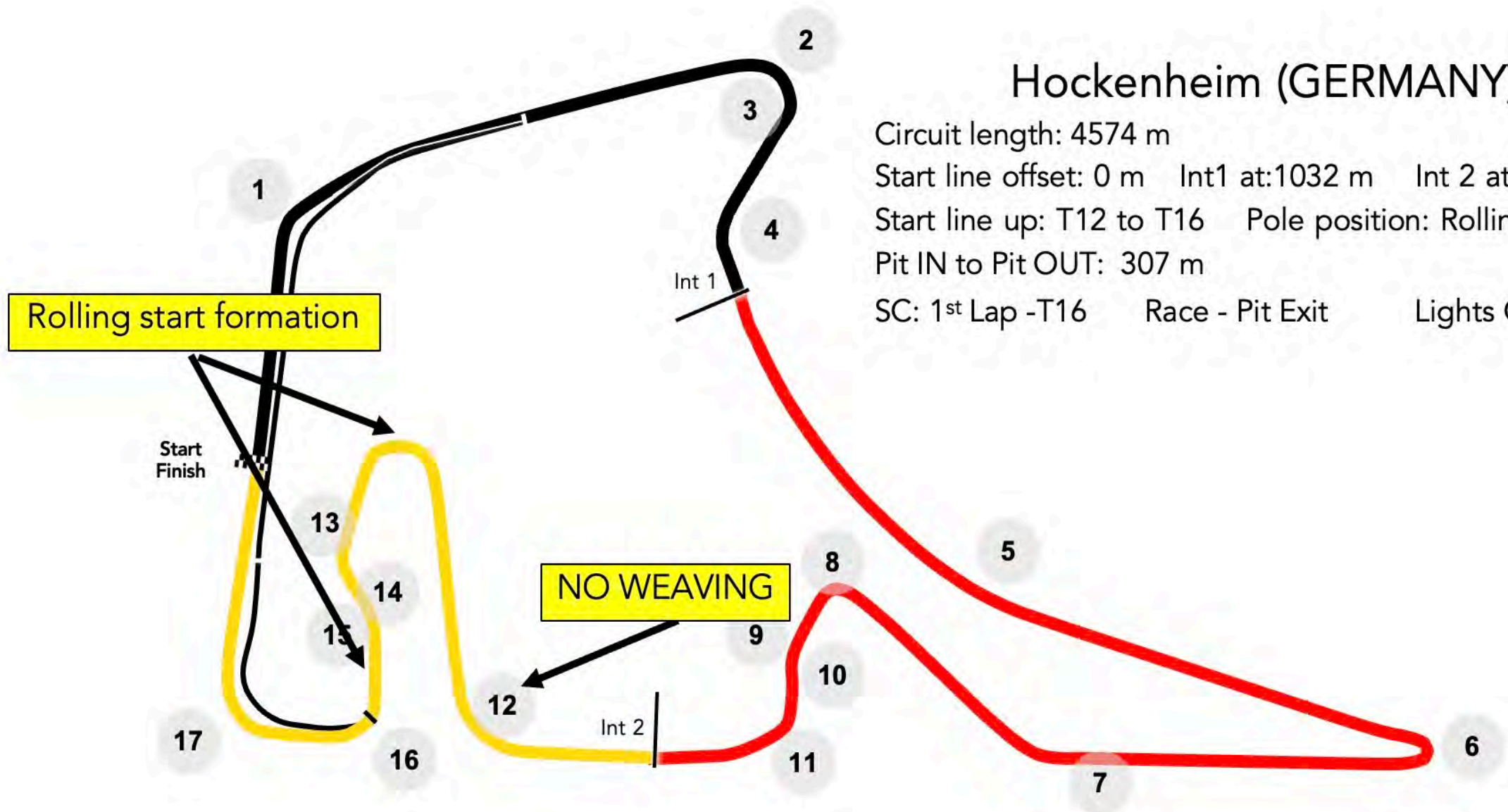
- ***Due to the noise restriction and the event timetable, the clock will not stop in case of red flag at anytime.***

MANDATORY PIT STOP MINIMUM TIME

- *Pit window between 25 minutes and 34 minutes 59.99 seconds*
- ***Hockenheim Pit In to Pit Out time = 22 seconds***
- *Minimum driver change time = Pitlane delta (in and out) + 50 seconds =*
- ***72 seconds***
- ***Tyre change (x4) Dry to Wet (or vice versa) : 2mn + 22s = 142s***
- *1 second tolerance which may be used once during the event*
- *Don't forget to change the ID transponder in the pit lane.*
- *Cars are to leave when ready to race.*
- *Respect the pit lane speed limit, 50 Km/Hr. NO slowing or stoping*

START – SC RESTART- CONTROL LINE





Hockenheim (GERMANY)

Circuit length: 4574 m

Start line offset: 0 m Int1 at: 1032 m Int 2 at: 3230 m

Start line up: T12 to T16 Pole position: Rolling RIGHT


Pit IN to Pit OUT: 307 m


SC: 1st Lap -T16


Race - Pit Exit

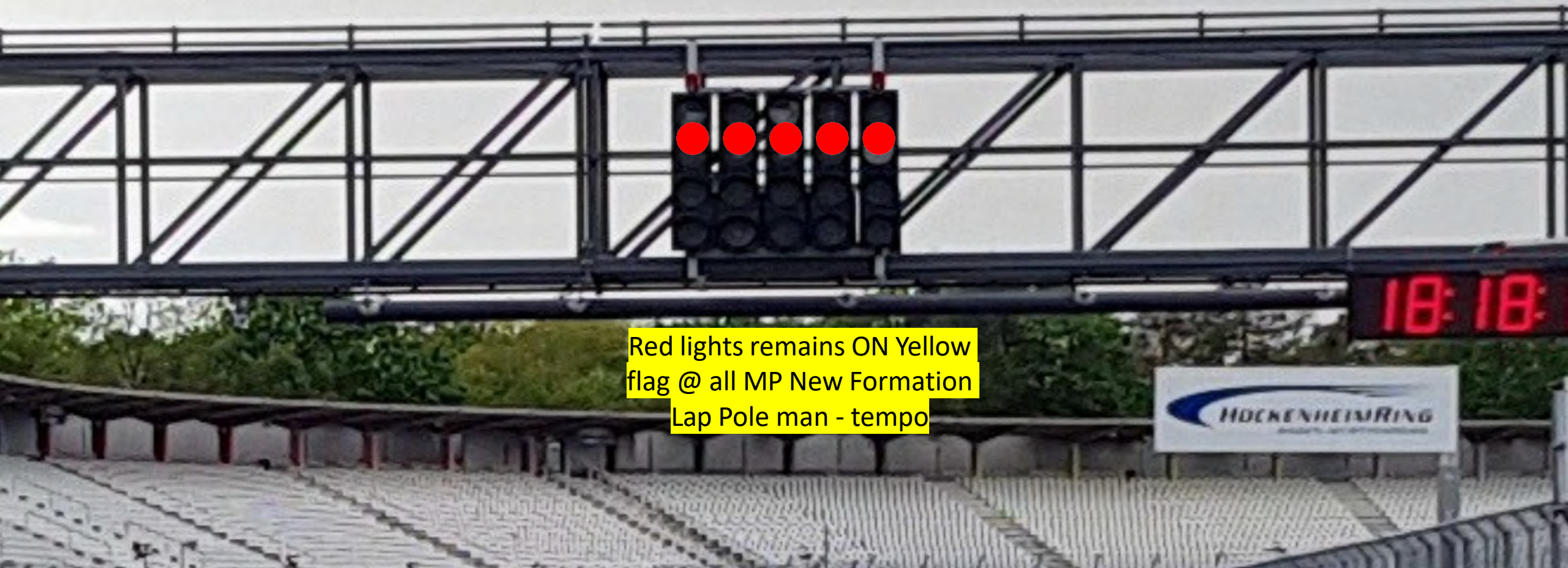
Lights OFF – T11












Red lights remains ON Yellow
flag @ all MP New Formation
Lap Pole man - tempo

FULL COURSE YELLOW

FCY



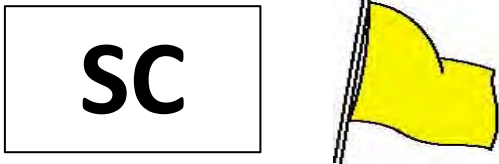
- Light panels FULL COURSE YELLOW
- Speed 80 Km/Hr – NO weaving (Zig Zag)
- FCY followed by SC except during the three 1st laps where it will directly SC
- SC gets the leader during the FCY
- Countdown 20 seconds – flashing LIGHTS PANEL FCY
 - At 10 sec FCY boards – No overtaking
 - At 0 sec yellow flags, Flashing FCY Light panels & all cars at 80 Km/Hr
 - RESTART on short notice 5, 4, 3, 2, 1 – GREEN

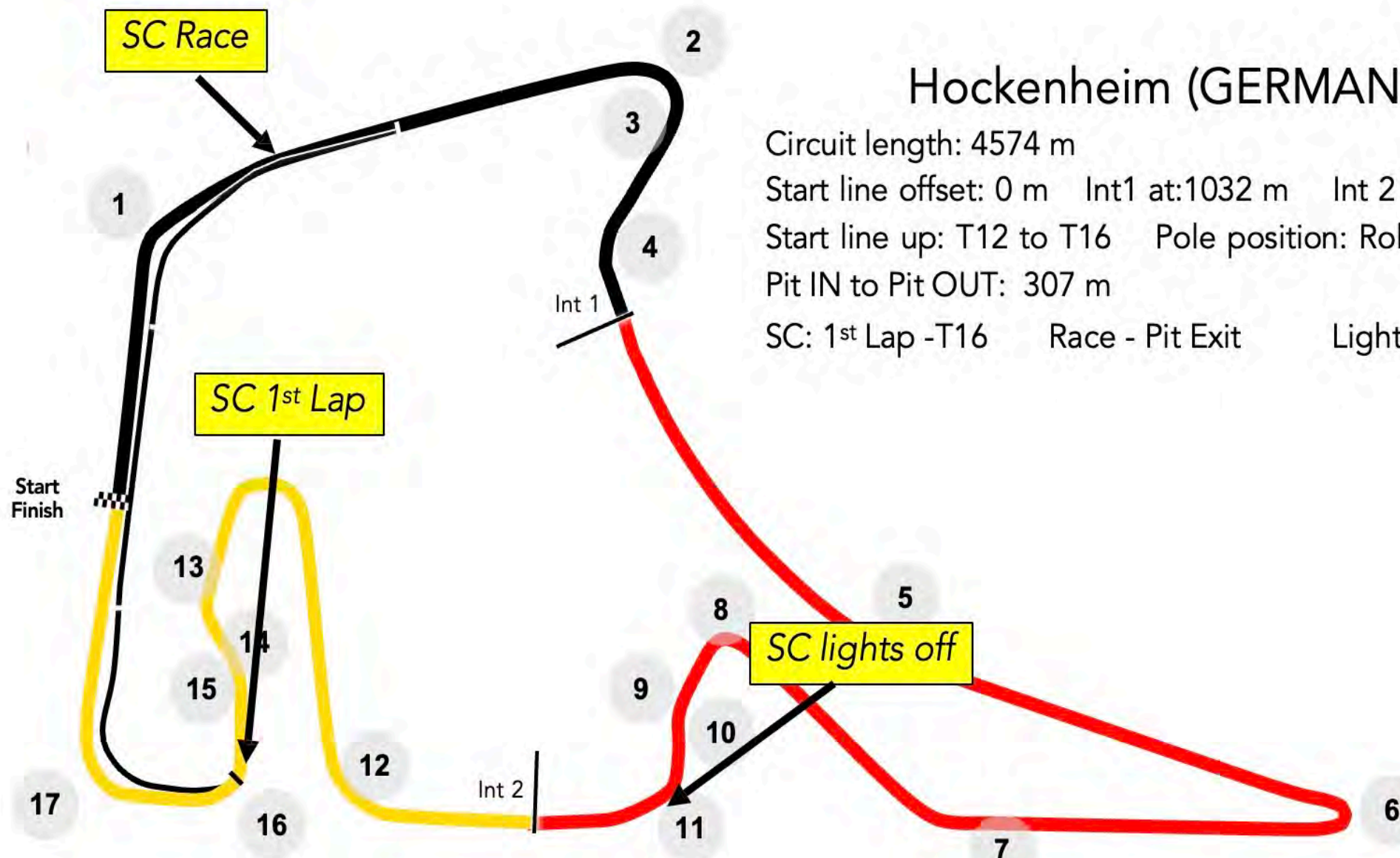


OR

SC



- The SC will come on track during the FCY **without lights** or **directly with lights on**.
- SC gets the leader. If necessary it will overtake cars.
- “SC procedure” The image shows a white rectangular sign with the letters 'SC' in black, and a yellow flag on a pole to its right.
- the SC will turn on its lights, all marshal posts will swap the FCY boards to SC
- All cars, in single file, must increase their speed to catch up the group
- End of procedure: “SC in this lap”
- “SC lights off” – all signalling removed
- “Green” –no overtaking prior to pass the line



Hockenheim (GERMANY)

Circuit length: 4574 m

Start line offset: 0 m Int1 at: 1032 m Int 2 at: 3230 m

Start line up: T12 to T16 Pole position: Rolling RIGHT

Pit IN to Pit OUT: 307 m

SC: 1st Lap -T16 Race - Pit Exit Lights OFF – T11

PIT EXIT LIGHTS DURING SC

Pit exit light remain **GREEN**

When the SC will pass, the pit exit light will turn **RED**

When last car in the group behind SC passes pit exit, the light will **GREEN** again.



Slow down to 80 Km/Hr - NO overtaking – drive to pit lane to your pit

Free practice: Clock will not stop

Pre Qualifying and Qualifying: Clock will **NOT** stop - lap time cancelled

Race outside pit window: Clock will **NOT** stop - line up red line

Order as when the red flag was declared

Parc-Fermé conditions - on the grid: teams and officials ONLY

Restart behind SC

If you enter the pits after the red flag: restart one lap later



PIT WINDOW - RED FLAG PROCEDURE

During the pit window:

- Cars back to the pit - Parc-Fermé conditions
- pit stop permitted, when done or if already done before RF: parc-fermé
- Marshals will call the cars to line up in the order at the line of the last full lap before the opening of the pit window

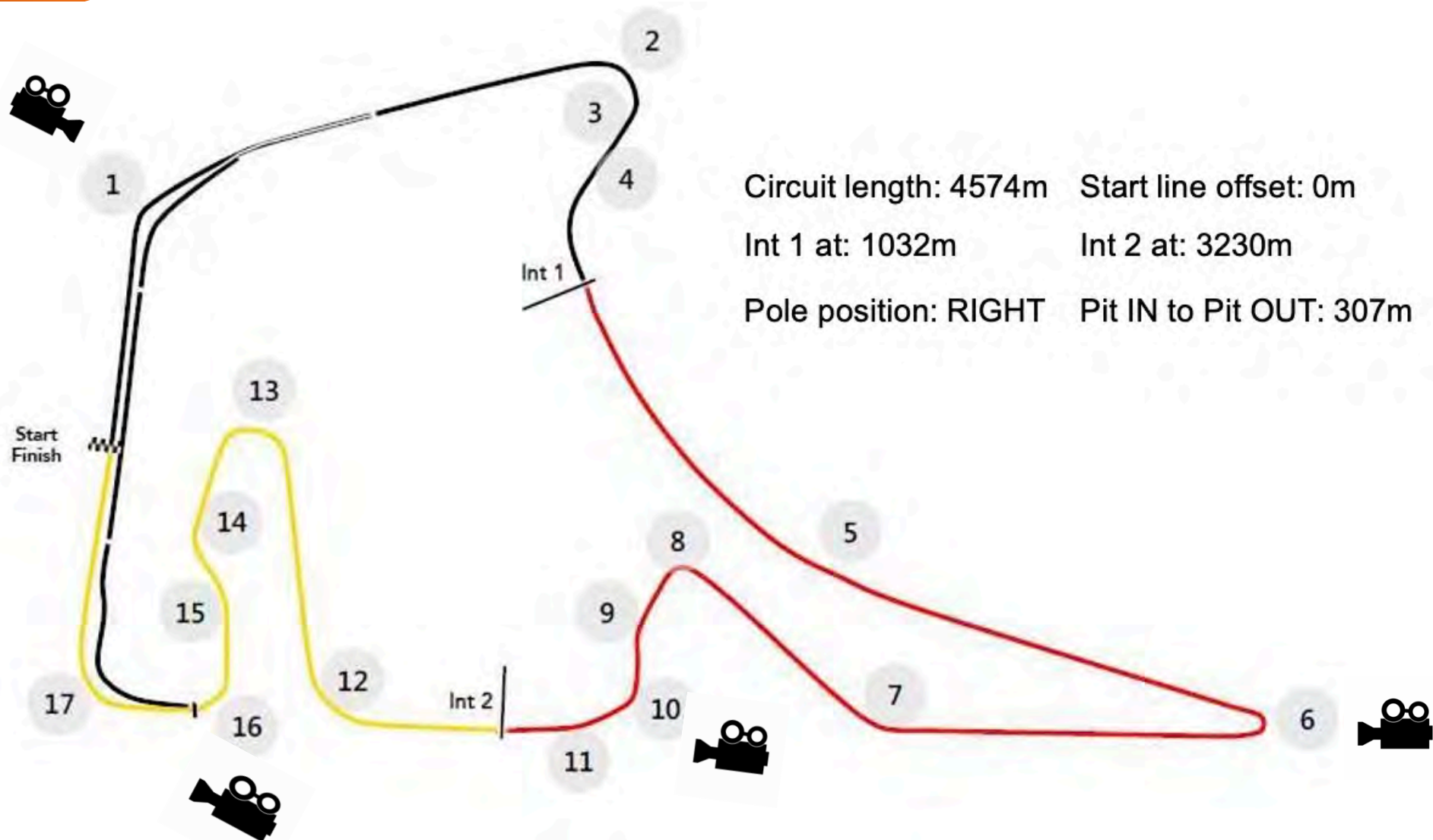


BLUE FLAG

- At ALL TIMES: displayed to a driver leaving the pits if traffic is approaching on the track. (INFORMATION)
- During PRACTICE: a faster car is close behind you and is about to overtake you. (INFORMATION)
- During the RACE: shown to a car about to be lapped, the driver concerned must allow the following car to pass at the earliest opportunity. (ORDER - CAN BE PENALISED)



TRACK LIMITS camera



Circuit length: 4574m Start line offset: 0m

Int 1 at: 1032m


Int 2 at: 3230m


Pole position: RIGHT

Pit IN to Pit OUT: 307m

TRACK LIMITS PENALTIES

1. FP: drivers will be warned and stopped, if necessary, lap times can be deleted.
2. Pre-Qualifying and Qualifying: lap time of the driver deleted.
3. Race:
 - 1st time warning on the timing monitors,
 - 2nd time warning on the timing monitors.
 - 3rd time warning on the timing monitors.
 - 4th time warning flag by monitors and radio.
 - 5th time final warning on the radio, At the
 - 6th time the stewards can impose a time penalty.





BLOCKING

During Q :

If you are slow don't drive on the racing line.

Otherwise, you will be reported to the stewards

PARC FERME

- *After Pre-Qualifying (FP2), Qualifying, & Races.
Individual cars may also be selected for fuel testing after FP1 and/or FP2*
- *Parc-Fermé will take place in your Awning unless selected by the Technical Delegate for inspection*
- *Parc ferme will be open by The Stewards via the Messaging App*
- *SD cards must be deposited in the GT4 Scrutineering Area within 10-minutes of the end of every session*



POWERED BY



*HAVE A GOOD WEEKEND
AND A GREAT RACE!*