



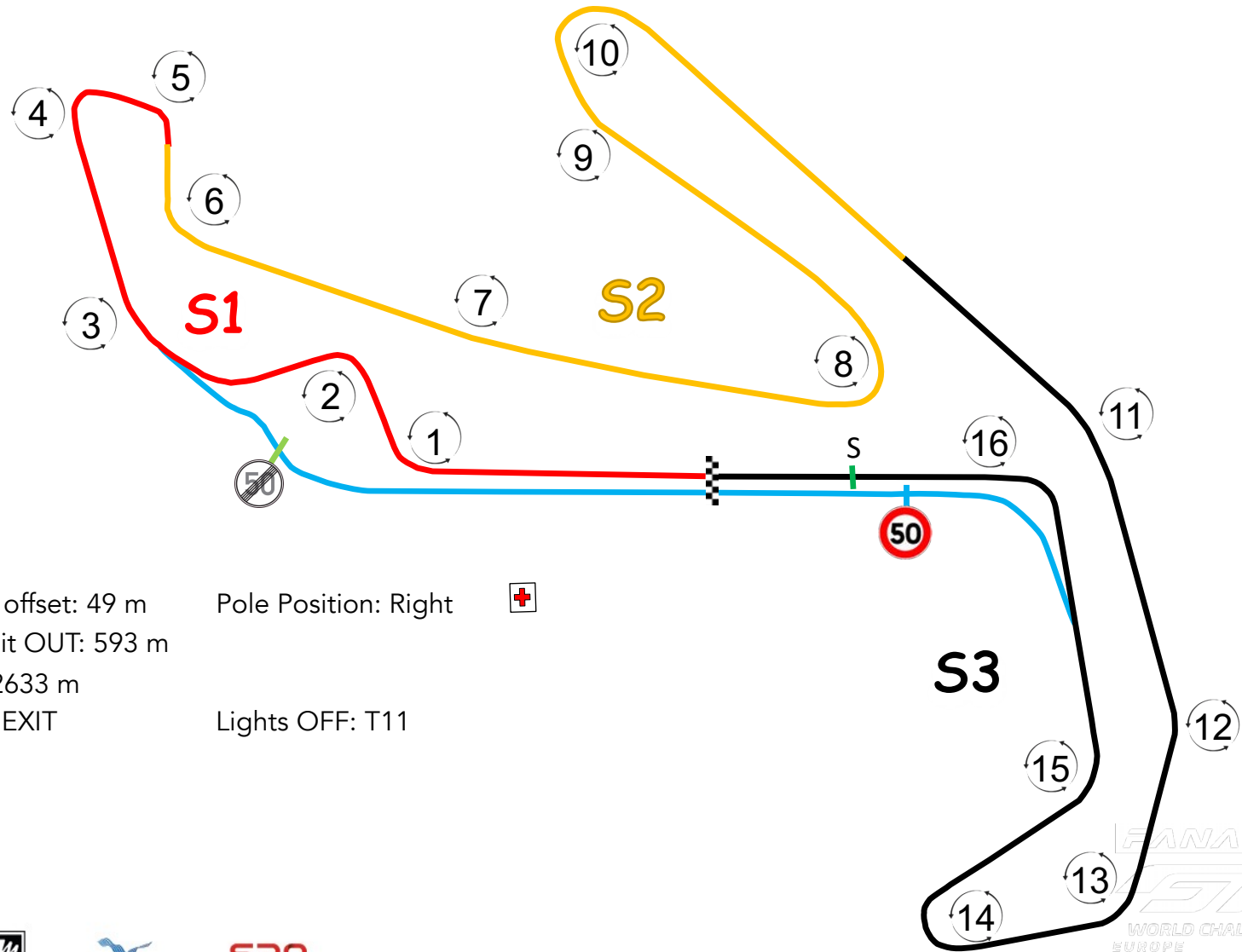
POWERED BY

**Rafa**  
RACING CLUB



# TEAM MANAGER & DRIVER BRIEFING MISANO 2023

# MISANO (ITALY)



## Misano ITALY (long)

Circuit length: 4226 m

Start line up: T13 to 16

Int 1 at: 988 m

Safety Car 1<sup>st</sup> lap: T15

Start line offset: 49 m

Pit IN – Pit OUT: 593 m

Int 2 at: 2633 m

Race: Pit EXIT

Pole Position: Right




Lights OFF: T11

# RACE DIRECTOR RADIO

- Race Control frequency : Race Control 7 – 468.1875
- TEST 10 to 15 minutes before each session
- First session of the day answer "ok" + car # on the team messaging
- For a test or an issue contact the Pit Lane manager









# START LINE






# SIGNALLING AREA

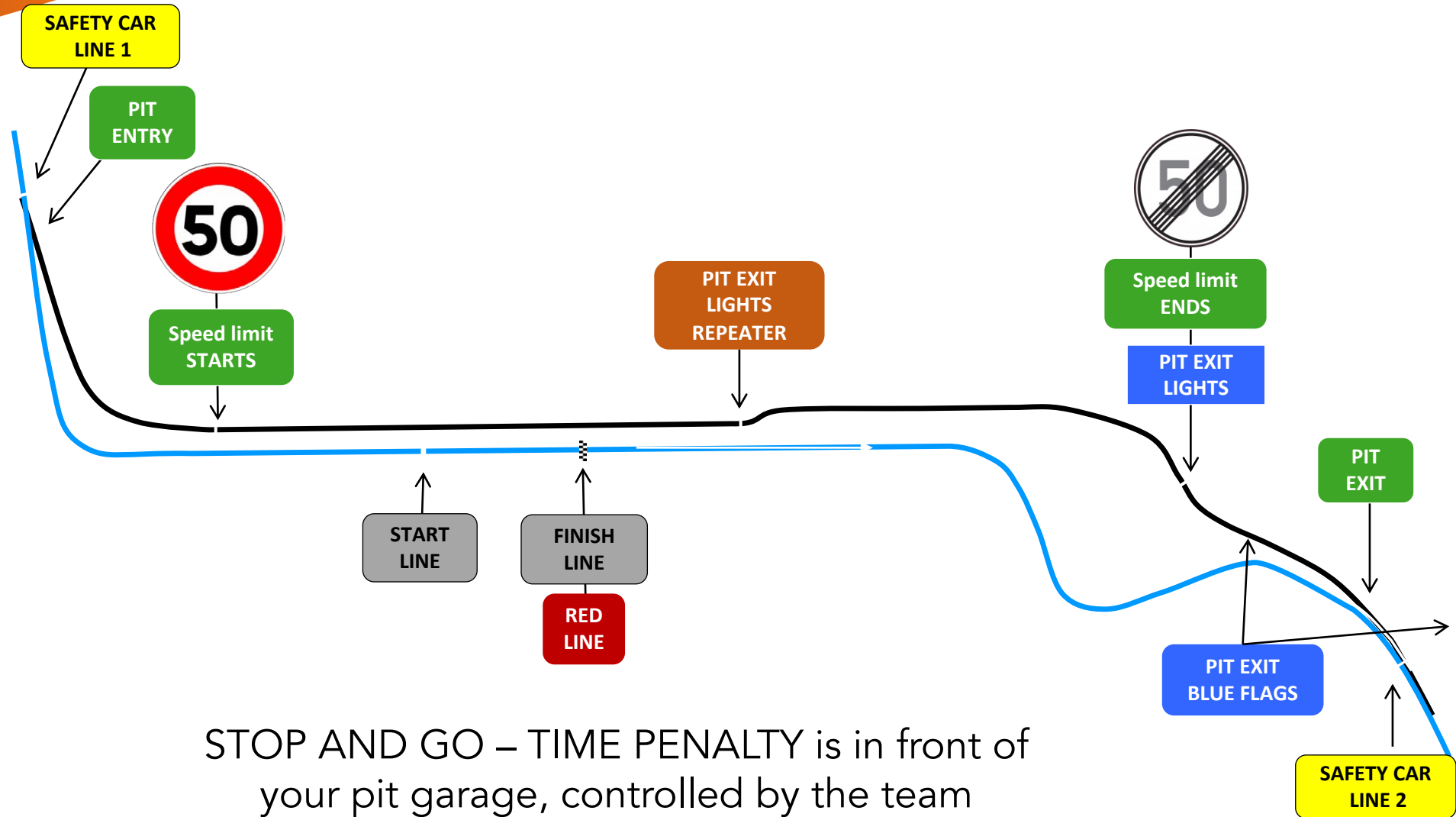




# CONTROL, FINISH AND RED LINE




# PIT LANE



STOP AND GO – TIME PENALTY is in front of  
your pit garage, controlled by the team



# PIT ENTRY



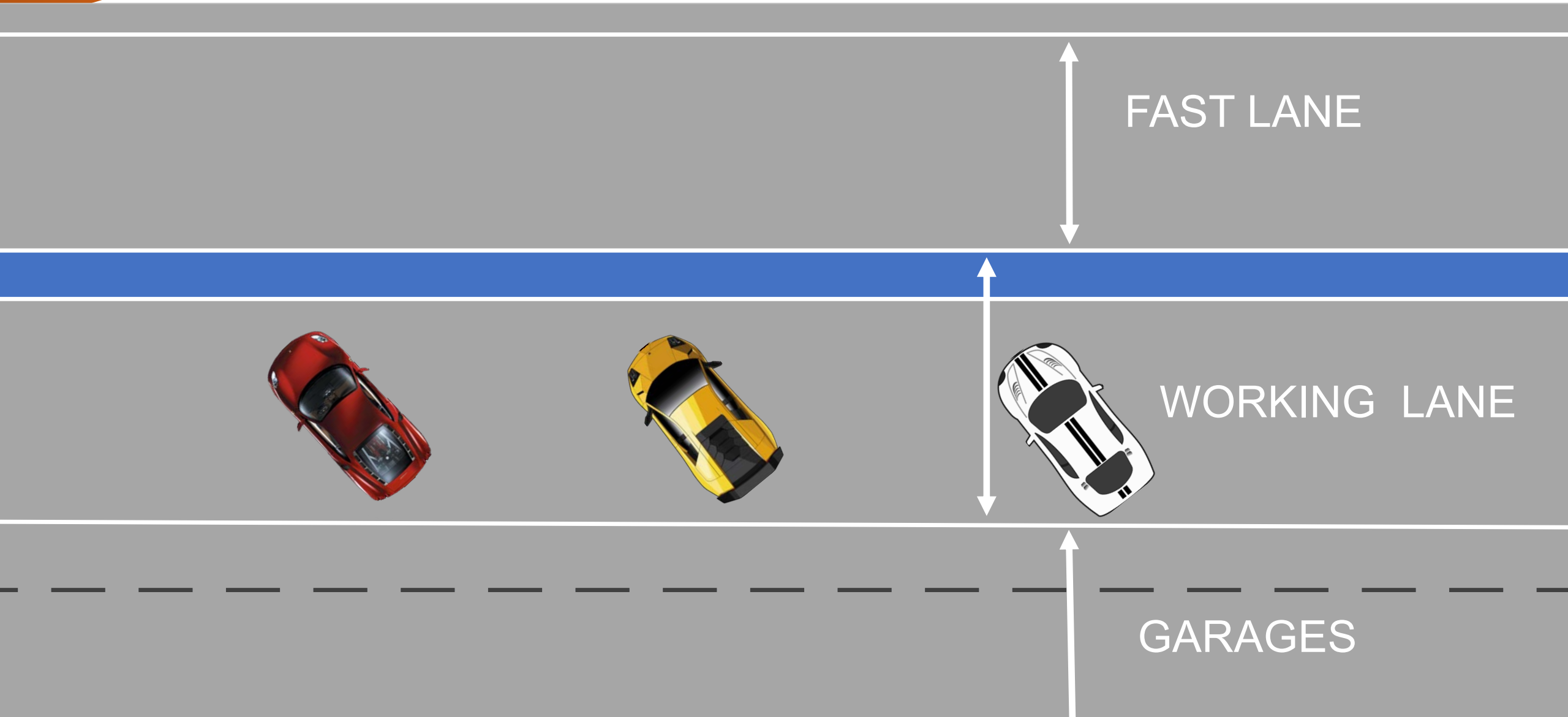


# SPEED LIMIT STARTS

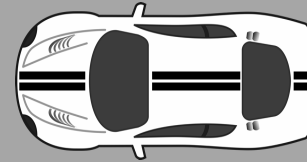





# START OF SESSION – 45°



# PIT STOP & RACES





## MANDATORY PIT STOP MINIMUM TIME

- *Pit window between 25 minutes and 34 minutes 59.99 seconds*
- **Misano Pit In to Pit Out time = 42 seconds**
- *Minimum driver change time = Pitlane delta (in and out) + 50 seconds =*
- **92 seconds**
- ***Tyre change (x4) Dry to Wet (or vice versa) = This is being discussed and there will be a bulletin confirming it***
- *1 second tolerance which may be used once during the event*
- *Don't forget to change the ID transponder.*
- *Speed in the pit lane*
- *Cars are to leave when ready to race.*
- *Respect the pit lane speed limit, 50 Km/Hr. NO slowing or stoping*

# PIT LANE LIGHTS REPEATER





# SPEED LIMIT ENDS – BLUE LIGHT FLASHING AT PIT EXIT



# BLUE FLAG TURN 3





# PIT EXIT LINE

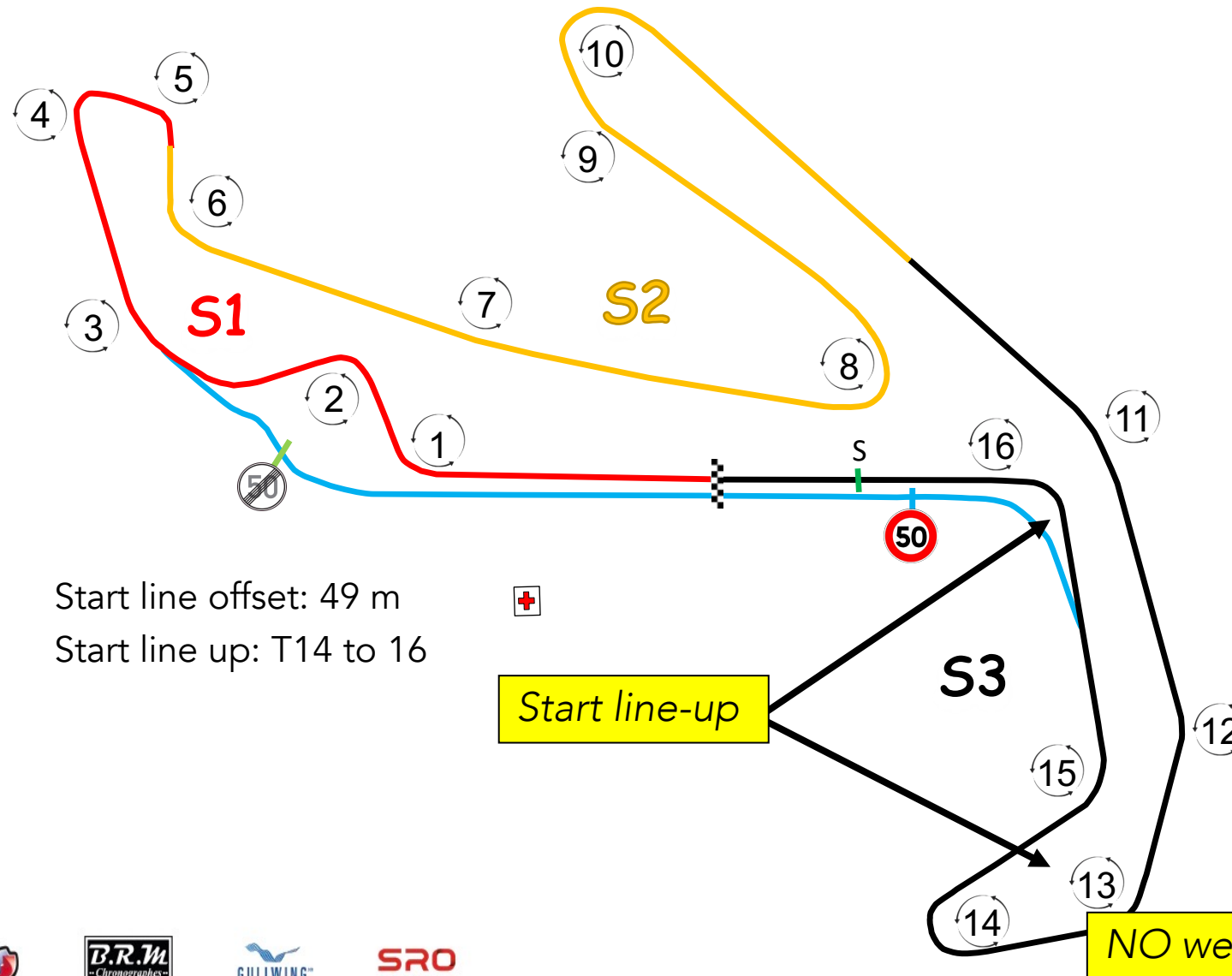




# ESCAPE ROAD TURN 1



# START

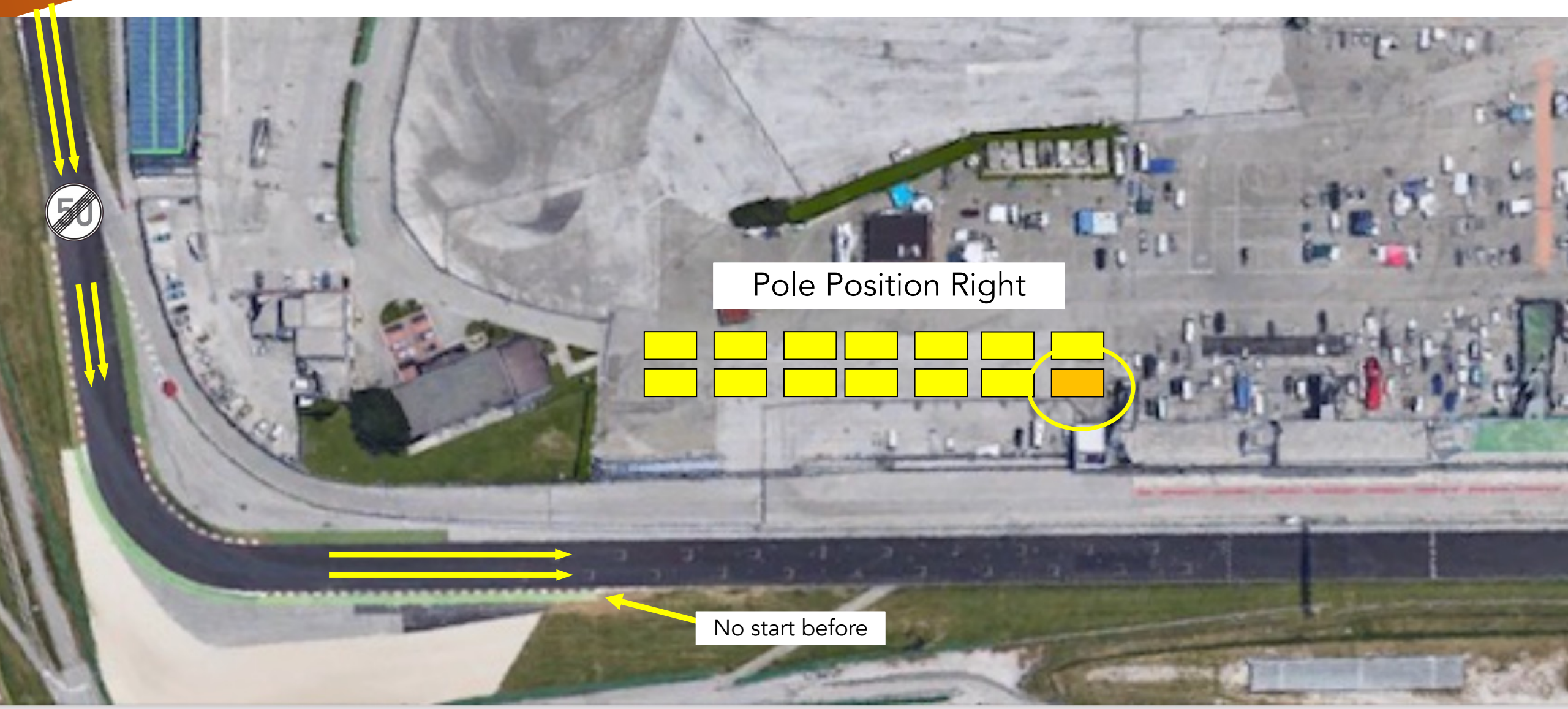


Circuit length: 4226 m  
Pole Position: Right  
Pit IN – Pit OUT: 593 m

Start line offset: 49 m  
Start line up: T14 to 16




# START LINE UP





# START



No start before

START





START





Red lights remains ON


Yellow flag @ all MP

Pole man - tempo



# FULL COURSE YELLOW

**FCY**



- New Light panels FULL COURSE YELLOW
- Speed 80 Km/Hr – NO weaving (Zig Zag)
- FCY followed by SC except during the three 1<sup>st</sup> laps where it will directly SC
- SC gets the leader during the FCY
- Countdown 20 seconds – STATIC LIGHTS PANEL FCY
  - At 10 sec FCY boards – No overtaking
  - At 0 sec yellow flags, Flashing FCY Light panels & all cars at 80 Km/Hr
  - RESTART on short notice 5, 4, 3, 2, 1 – GREEN




OR

**SC**

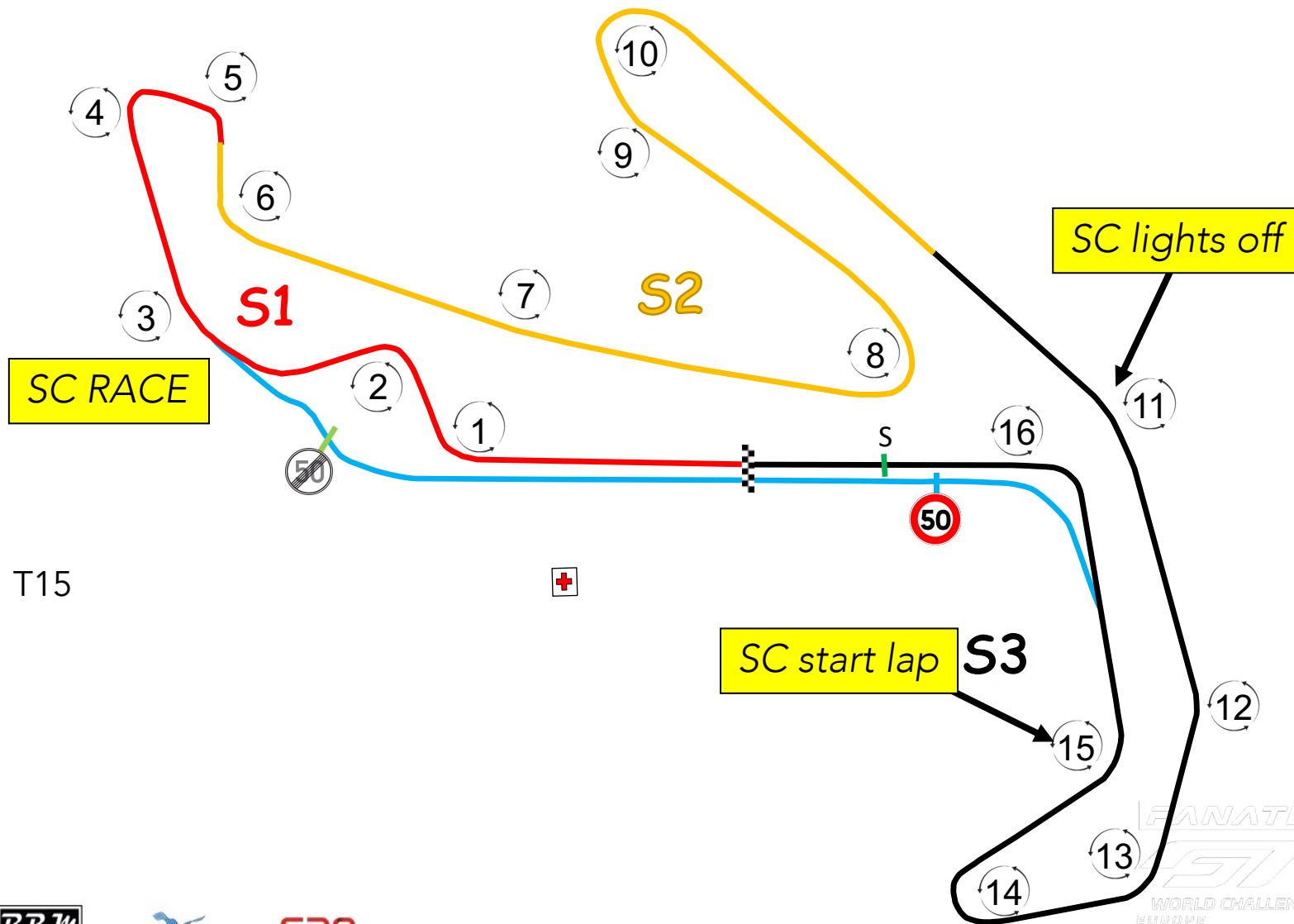


# SAFETY CAR

- The SC will come on track during the FCY **without lights** or **directly with lights on**.
- SC gets the leader. If necessary it will overtake cars.
- “SC procedure”  
The image shows a white rectangular sign with the letters 'SC' in bold black font, and a yellow flag on a pole to its right.
- the SC will turn on its lights, all marshal posts will swap the FCY boards to SC
- All cars, in single file, must increase their speed to catch up the group
- End of procedure: “SC in this lap”
- “SC lights off” – all signalling removed
- “Green” –no overtaking prior to pass the line



# SAFETY CAR



Safety Car 1<sup>st</sup> lap: T15

Race: Pit EXIT

Lights OFF: T11

# PIT EXIT LIGHTS DURING SC

Pit exit light remain **GREEN**

When the SC will pass, the pit exit light will turn **RED**

When last car in the group behind SC passes pit exit, the light will turn **GREEN** again.





# RED FLAG PROCEDURE

Slow down to 80 Km/Hr - NO overtaking – drive to pit lane to your pit

Free practices: Clock will NOT stop

Qualifying: Clock WILL stop - lap time cancelled

Race outside pit window: Clock WILL stop - line up red line

Order as when the red flag was declared

Parc-Fermé conditions - on the grid: teams and officials ONLY

Restart behind SC

If you enter the pits after the red flag: restart one lap later



# RED FLAG PROCEDURE

During the pit window:

- Cars back to the pit - Parc-Fermé conditions
- pit stop permitted, when done or if already done before RF: parc-fermé
- Marshals will call the cars to line up in the order at the line of the last full lap before the opening of the pit window





# BLUE FLAG

- At ALL TIMES: displayed to a driver leaving the pits if traffic is approaching on the track.
- During PRACTICE: a faster car is close behind you and is about to overtake you.
- During the RACE: shown to a car about to be lapped, the driver concerned must allow the following car to pass at the earliest opportunity.



# TRACK LIMITS CAMERA EXIT T6, T8, T14, T16

FIA RULES ALL AROUND THE CIRCUIT  
KEEP IN CONTACT WITH THE WHITE LINE



# TRACK LIMITS PENALTIES

1. FP: drivers will be warned and stopped, if necessary, lap times can be deleted.
2. Qualifying: lap time of the driver deleted.
3. Race:
  - 1<sup>st</sup> time warning on the timing monitors,
  - 2<sup>nd</sup> time warning on the timing monitors.
  - 3<sup>rd</sup> time warning on the timing monitors.
  - 4<sup>th</sup> time warning flag
  - 5<sup>th</sup> time final warning on the radio, At the
  - 6<sup>th</sup> time the stewards can impose a time penalty.

# BLOCKING

During Q – All cars at racing speed on the racing line

If you are slow don't drive on the racing line.

Otherwise, you will be reported to the stewards



# TRACK ACCESS FOR CARS AND TROLLEYS

Box 59 that's the way into the circuit to the pitlane and to leave the circuit Box 60

Trolleys will enter through BOX 59 with the cars but will exit at Box 1 pit entry.

There will be a marshal there to guide the cars.





*HAVE A GOOD WEEKEND  
AND A GREAT RACE!*