



Date: 21.04.2023

Time: 09:30

Race Director Event Notes

Document: MONZA 2

From: Race Director
To: All GT4 Competitors
Cc: The Stewards
The Clerk of the Course
The Secretary of the Meeting

MONZA RACE DIRECTOR EVENT NOTES

1. CIRCUIT MAIN DATA

Circuit length: 5793m

Start line offset: 309m

Pole position: RIGHT

Int 1 at: 2055m

Int 2 at: 3727m

Pit IN to Pit OUT: 418m

Start line up: T10 to T11

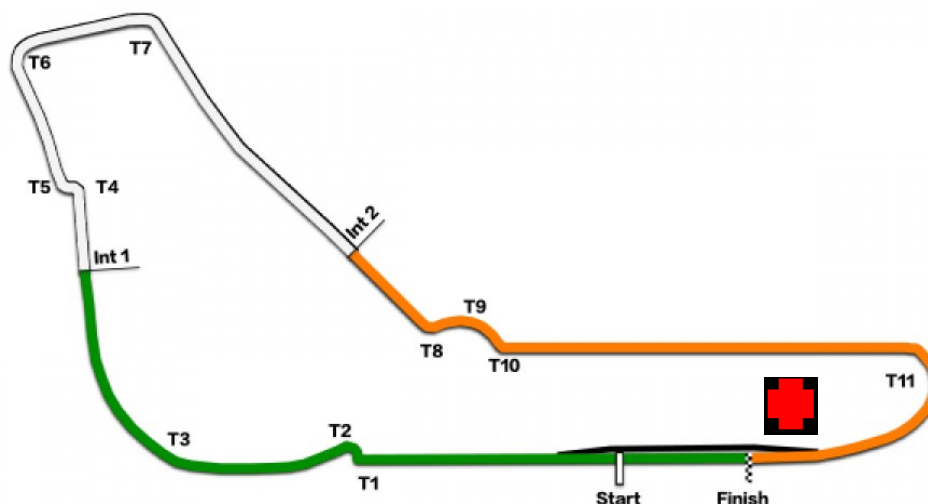
Pit Lane speed limit: 50 Km/Hr

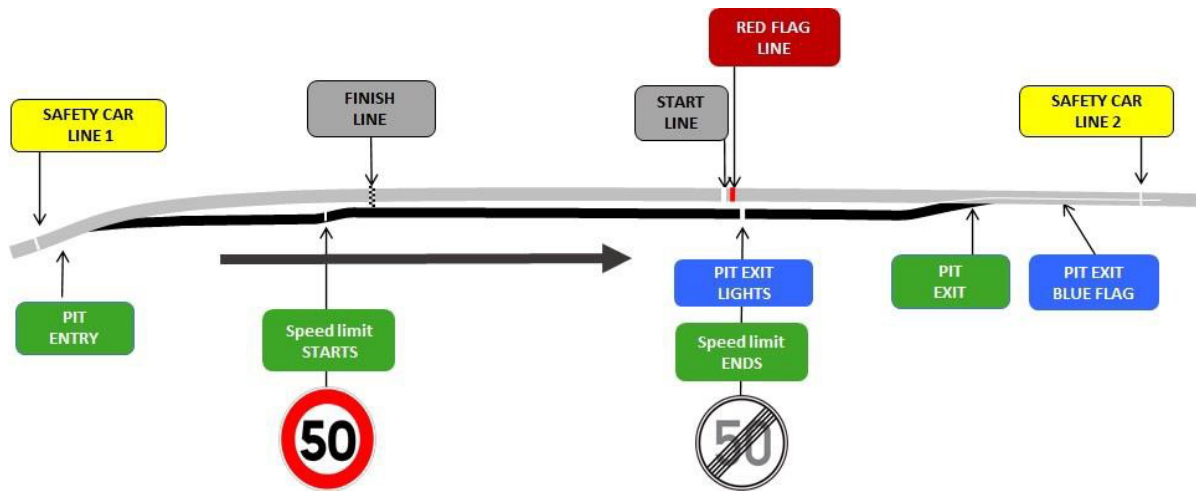
STOP and GO penalty area: In your pit box

SAFETY CAR: During the race: Pit Exit Start lap: RHS after T10 Lights OFF: T11

The Race Director's Signalling place is at the finish/control line on the right hand side.

The openings for cars to be placed in safe position are marked in ORANGE





2. PRE-GRID / PIT LANE PROCEDURES

- 2.1 All cars are required to go to the Pre-Grid 25 minutes before each session.
- 2.2 Cars enter the track between T10 and T11.
- 2.3 Cars should be parked at 45° in their allocated space in the pitlane (nose to pit exit) in the Pitlane prior the Fast lane open.
- 2.4 Cars in the Fast Lane have priority over those leaving the Working Lane.
- 2.5 No queuing in the Fast Lane or at the Pit Exit prior to the fast lane open signal.

3. START OF RACE PROCEDURES

- 3.1 Only 1 reconnaissance lap to the grid is permitted when the Pit exit opens .
- 3.2 The Pit exit will close at the 5 minutes signal.
- 3.3 During the formation lap NO weaving **from T8**. At the end of the formation lap between **T10 and T11** cars must be properly lined-up and tightly grouped for the rolling start. Before pit entry the Leading Car will reduce the speed to 50 Km/Hr.
- 3.4 Once the Leading Car leaves the track the leader will be in charge of the speed. He will slowly increase his speed to 110 Km/Hr. All drivers are to line up on the F1 starting box lines. If the car is outside the line it will be considered a false- start.

4. FULL COURSE YELLOW (FCY) PROCEDURE : Refer to the Annual RD notes.

5. SAFETY CAR (SC) PROCEDURE Refer to the Annual RD notes.


- Safety car 1st lap after T10 then pit exit

6. RED FLAG PROCEDURE Refer to the Annual RD notes.


7. TRACK LIMITS : penalties: Refer to the annual RD notes

“Drivers must use the track at all times and may not leave the track without a justifiable reason. For the avoidance of doubt, the white lines defining the track edges are considered to be part of the track but the kerbs are not.”


Exit of second chicane T5



Exit Lesmo 1 T6



Exit Lesmo 2 T7



Exit Acari T10



Exit Parabolica T11



8. END OF RACE PROCEDURE

- 8.1 After the end of the race, after taking the chequered flag, slow down and complete a cool down lap.
- 8.2 Please show your appreciation to the marshals by giving them a wave on the cool down lap.
- 8.3 **After Turn 10** please proceed with extreme caution and follow the instructions of the marshals. The top 3 cars in each class should proceed to the Pitlane entrance and will be parked in front of the podium (Parc Fermé conditions apply), and a team member will be required to remove the car to the Paddock for the remainder of the Parc Fermé or to the Technical Bay if required for post-race inspection.

Joel DO VALE
RACE DIRECTOR
FFSA 7681

