

Final Classification

Result List

Stewards / Race Management

Weather Start/Finish

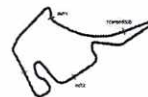
Track Information

STEWARD	Andy Witkowski	AIR	23.8°C	GREEN FLAG	16:53:48
STEWARD	Wim Cools	TRACK	34.0°C	CHEQUERED FLAG	17:53:34
STEWARD	Matthias Heinz	CONDITIONS	Dry	SAFETY CAR PHASE	1
RACE DIRECTOR	Steve Burns	PRESSURE	1002 hPa	FULL COURSE YELLOW PHASE	1
CLERK OF THE COURSE	Rene Henn	AIR	23.0°C	TRACK NAME	Hockenheimring
TECHNICAL DELEGATE	Jean-Marie Beauloye	TRACK	26.5°C	TRACK LENGTH	4574m
CHIEF TIMEKEEPER	Steffen Ruhl	CONDITIONS	Wet	TURN COUNT	17
		PRESSURE	1002 hPa	TOTAL DISTANCE	137.22km
				FASTEST LAP:	#87. PLA - 1:47.613

STARTED: 41 CLASSIFIED: 36 NOT CLASSIFIED: 5 DISQUALIFIED: 0

Nr. Drivers	Team	Laps	Total Time	Gap	Kph	Lap	Time	Kph
Cl. Car	Entrant							
1 15 L.Ibanez/E.Joulie	NM Racing Team	30	59:48.157		137.3	5	1:47.903	152.6
Silver Mercedes-AMG GT4	NM Racing Team							
2 24 H.Sasse/M.Ortmann	PROsport Racing	30	59:48.865	0.708	137.4	4	1:47.843	152.6
Silver Aston Martin AMR Vantage GT4	PROsport Racing							
3 2 M.Schrey/G.Plana	Hofor Racing by Bonk Motorsport	30	59:51.456	3.299	137.3	5	1:47.932	152.5
Silver BMW M4 GT4	Hofor Racing by Bonk Motorsport							
4 3 B.Lariche/R.Consani	Team Speedcar	30	59:52.015	3.858	137.2	3	1:47.780	152.7
Silver Audi R8 LMS GT4	Robert Consani							
5 87 J.Pla/J.Beaubelique	AKKODIS ASP Team	30	59:52.785	4.628	137.2	8	1:47.613	153.0
PAM Mercedes-AMG GT4	AKKA ASP							
6 38 H.Still/M.Kronberg	W&S Motorsport	30	59:54.079	5.922	137.1	5	1:47.799	152.7
PAM Porsche 718 Cayman GT4 RS CS	W&S Motorsport							
7 4 T.Nouet/R.Haub	Drago Racing Team ZVO	30	59:55.406	7.249	137.1	7	1:48.146	152.2
PAM Mercedes-AMG GT4	Drago Racing Team ZVO							
8 14 R.Meyuhas/E.Bastard	Sainteloc Racing	30	59:56.364	8.207	137.2	17	1:47.949	152.5
Silver Audi R8 LMS GT4	Sainteloc Junior Team							
9 37 M.Loboda/A.Solukovtsev	W&S Motorsport	30	59:59.583	11.426	136.9	4	1:47.914	152.5
AM Porsche 718 Cayman GT4 RS CS	W&S Motorsport							
10 17 D.Rappange/K.Herremans	V8 Racing	30	1:00:00.629	12.472	136.9	4	1:48.283	152.0
PAM Chevrolet Camaro GT4.R	V8 Racing							
11 10 K.Lachenauer/G.Bowers	Racing Spirit of Léman	30	1:00:00.913	12.756	137.1	4	1:47.615	153.0
Silver Aston Martin AMR Vantage GT4	Racing Spirit of Léman							
12 19 T.Canning/A.Rabindra	Racing Spirit of Léman	30	1:00:07.596	19.439	136.9	3	1:48.381	151.9
Silver Aston Martin AMR Vantage GT4	Racing Spirit of Léman							
13 47 A.Carroll/T.Whale	Greystone GT	30	1:00:12.023	23.866	136.6	5	1:48.422	151.8
PAM McLaren 570S GT4	Greystone GT							
14 88 S.Safronov/A.Vaintrub	NM Racing Team	30	1:00:13.328	25.171	136.5	9	1:48.511	151.7
AM Mercedes-AMG GT4	NM Racing Team							
15 67 M.Lopez/S.Bottemanne	Team Fullmotorsport	30	1:00:13.680	25.523	136.7	19	1:48.828	151.3
Silver Audi R8 LMS GT4	Sacha Bottemane							
16 5 N.Hantke/W.Tregurtha	Team Spirit Racing	30	1:00:14.682	26.525	136.6	3	1:48.759	151.4
Silver Aston Martin AMR Vantage GT4	Hella Pagid - racing one							
17 7 M.Parisy/N.Gomar	AGS Events	30	1:00:16.681	28.524	136.6	10	1:48.751	151.4
PAM Aston Martin AMR Vantage GT4	Nicolas Gomar							
18 69 C.Hamon/M.Blanchemain	Team Fullmotorsport	30	1:00:17.450	29.293	136.4	7	1:48.501	151.7
AM Audi R8 LMS GT4	Christophe Hamon							
19 718 A.Fontana/I.Jacoma	Centri Porsche Ticino	30	1:00:35.368	47.211	137.1	9	1:48.483	151.7
PAM Porsche 718 Cayman GT4 RS CS	Amag First Rennsport Centri Porsche Ticino							
20 58 P.König/R.del Sarte	Mirage Racing	30	1:00:52.708	1:04.551	135.2	8	1:49.658	150.1
Silver Aston Martin AMR Vantage GT4	Ruben del Sarte							
21 36 A.Leclerc/L.Villiger	Code Racing Development	30	1:00:55.807	1:07.650	136.3	8	1:48.298	152.0
PAM Alpine A110 GT4 EVO	Antoine Leclerc							





Final Classification

Result List

Nr. Drivers	Team	Laps	Total Time	Gap	Kph	Lap	Time	Kph
Cl. Car	Entrant							
22 89 J.Lambert/W.Cazalbon AM Aston Martin AMR Vantage GT4	AGS Events Julien Lambert	30	1:00:58.094	1:09.937	135.0	7	1:49.368	150.5
23 51 F.Vava/J.Knoll PAM Mercedes-AMG GT4	NM Racing Team NM Racing Team	30	1:00:59.085	1:10.928	134.8	4	1:48.682	151.5
24 61 B.Ricci/M.Ricci AM Mercedes-AMG GT4	AKKODIS ASP Team AKKA ASP	30	1:01:33.780	1:45.623	133.8	3	1:48.911	151.1
25 28 A.Lagrange/F.De Brabant AM Alpine A110 GT4	Mirage Racing Frederic de Brabant	30	1:01:34.524	1:46.367	133.7	3	1:50.101	149.5
26 6 R.Kelleners/M.Gisy Silver Aston Martin AMR Vantage GT4	Hella Pagid - racing one Hella Pagid - racing one	30	1:01:41.159	1:53.002	133.1	4	1:48.351	151.9
27 110 S.Tirman/P.Sancinena Silver Alpine A110 GT4 EVO	Autosport GP Simon Tirman	29	1:00:18.600	1 LAP	131.9	16	1:49.466	150.4
28 12 B.Besler/W.Burns Silver BMW M4 GT4	Borusan Otomotiv Motorsport Borusan Otomotiv Motorsport	29	1:00:19.451	1 LAP	131.7	4	1:48.282	152.0
29 66 A.Potty/R.Monti Silver Toyota GR Supra GT4	CMR CHAB Evolution	29	1:00:21.247	1 LAP	131.6	6	1:48.629	151.5
30 80 T.Verdier/L.Cabirou Silver Aston Martin AMR Vantage GT4	AGS Events Tom Verdier	29	1:01:35.203	1 LAP	129.0	5	1:49.618	150.2
31 18 H.Lyngbye Pedersen/M.Lungstrass AM Aston Martin AMR Vantage GT4	Team Spirit Racing Hella Pagid - racing one	29	1:01:37.478	1 LAP	129.0	16	1:49.435	150.4
32 25 N.Verdonck/R.Gillion PAM Aston Martin AMR Vantage GT4	PROsport Racing PROsport Racing	29	1:01:37.658	1 LAP	131.9	14	1:48.235	152.1
33 138 J.Briche/J.Navarro PAM Mercedes-AMG GT4	JSB Competition Julien Briche	29	1:01:45.630	1 LAP	128.9	10	1:49.338	150.6
34 26 B.Lison/C.Salleilles AM Audi R8 LMS GT4	Team Fullmotorsport Benoit Lison	29	1:02:04.874	1 LAP	131.9	8	1:49.705	150.0
35 34 A.Papadopoulos/M.Battryn Silver Mercedes-AMG GT4	Selleslagh Racing Team Selleslagh Racing Team	28	59:57.044	2LAPS	127.8	4	1:49.007	151.0
36 42 G.Guilvert/F.Michal PAM Audi R8 LMS GT4	Sainteloc Racing Sainteloc Junior Team	25	51:59.782	5LAPS	131.7	4	1:48.805	151.3

Not classified

55 J.Mela/L.Hurgon PAM Alpine A110 GT4 EVO	Autosport GP Jean-Baptiste Mela	12	22:16.124	18LAPS	149.5	5	1:49.298	150.6
44 M.Wiskirchen/A.Hartvig Silver Porsche 718 Cayman GT4 RS CS	Allied Racing Allied Racing GmbH	10	18:47.076	20LAPS	146.1	3	1:48.001	152.4
53 P.Gibon/C.Bourret AM Mercedes-AMG GT4	AKKODIS ASP Team AKKA ASP	9	17:56.119	21LAPS	138.5	3	1:49.879	149.8
50 M.Tresoldi/P.Meloni AM BMW M4 GT4	W&D Racing Team W&D Racing Team	8	15:00.163	22LAPS	148.5	6	1:49.788	149.9
8 E.Chelli/C.Surand PAM Toyota GR Supra GT4	CMR CHAB Evolution	7	12:56.966	23LAPS	150.1	3	1:48.689	151.5

Did not start

11 Y.Gedik/J.Tahincioglu PAM BMW M4 GT4	Borusan Otomotiv Motorsport Borusan Otomotiv Motorsport
--	--

Fastest lap of the race. Car 87 driver Jim Pla on lap 8. Time 1:47.613, average speed 153.0 km/h.

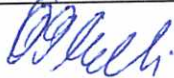


Following stewards decision no. 25 a time penalty of 10 seconds for car no. 138

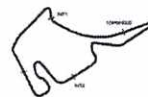
Following stewards decision no. 26 a time penalty of 5 seconds for car no. 10

Following stewards decision no. 27 stop and go penalty converted into a time penalty of 84 seconds for car no. 25

Following stewards decision no. 28 stop and go penalty converted into a time penalty of 109 seconds for car no. 26

Following stewards decision no. 29 stop and go penalty converted into a time penalty of 35 seconds for car no. 718

Steward: Andy Witkowski 	Steward: Wim Cools 	Steward: Matthias Heinz 
--	---	--



Final Classification

Class Result List

Stewards / Race Management		Weather Start/Finish		Track Information	
STEWARD	Andy Witkowski	AIR	23.8°C	GREEN FLAG	16:53:48
STEWARD	Wim Cools	TRACK	34.0°C	CHEQUERED FLAG	17:53:34
STEWARD	Matthias Heinz	CONDITIONS	Dry	SAFETY CAR PHASE	1
RACE DIRECTOR	Steve Burns	PRESSURE	1002 hPa	FULL COURSE YELLOW PHASE	1
CLERK OF THE COURSE	Rene Henn	AIR	23.0°C	TRACK NAME	Hockenheimring
TECHNICAL DELEGATE	Jean-Marie Beauloye	TRACK	26.5°C	TRACK LENGTH	4574m
CHIEF TIMEKEEPER	Steffen Ruhl	CONDITIONS	Wet	TURN COUNT	17
		PRESSURE	1002 hPa	TOTAL DISTANCE	137.22km
				FASTEST LAP:	#87. PLA - 1:47.613

STARTED: 41 CLASSIFIED: 36 NOT CLASSIFIED: 5 DISQUALIFIED: 0

Nr. Drivers	Team	Laps	Total Time	Gap	Kph	Lap	Time	Kph
Car	Entrant							

CLASS: AM Cup

Started: 10	Classified: 8	Not Classified: 2						
1	37 M.Loboda/A.Solukovtsev	W&S Motorsport	30	59:59.583	136.9	4	1:47.914	152.5
	Porsche 718 Cayman GT4 RS CS	W&S Motorsport						
2	88 S.Safronov/A.Vaintrub	NM Racing Team	30	1:00:13.328	137.45	9	1:48.511	151.7
	Mercedes-AMG GT4	NM Racing Team						
3	69 C.Hamon/M.Blanchemain	Team Fullmotorsport	30	1:00:17.450	137.867	7	1:48.501	151.7
	Audi R8 LMS GT4	Christophe Hamon						
4	89 J.Lambert/W.Cazalbon	AGS Events	30	1:00:58.094	135.0	7	1:49.368	150.5
	Aston Martin AMR Vantage GT4	Julien Lambert						
5	61 B.Ricci/M.Ricci	AKKODIS ASP Team	30	1:01:33.780	133.8	3	1:48.911	151.1
	Mercedes-AMG GT4	AKKA ASP						
6	28 A.Lagrange/F.De Brabant	Mirage Racing	30	1:01:34.524	133.7	3	1:50.101	149.5
	Alpine A110 GT4	Frederic de Brabant						
7	18 H.Lyngbye Pedersen/M.Lungstrass	Team Spirit Racing	29	1:01:37.478	129.0	16	1:49.435	150.4
	Aston Martin AMR Vantage GT4	Hella Pagid - racing one						
8	26 B.Lison/C.Saleilles	Team Fullmotorsport	29	1:02:04.874	131.9	8	1:49.705	150.0
	Audi R8 LMS GT4	Benoit Lison						

Not classified

53	P.Gibon/C.Bourret	AKKODIS ASP Team	9	17:56.119	21LAPS	138.5	3	1:49.879	149.8
	Mercedes-AMG GT4	AKKA ASP							
50	M.Tresoldi/P.Meloni	W&D Racing Team	8	15:00.163	22LAPS	148.5	6	1:49.788	149.9
	BMW M4 GT4	W&D Racing Team							

Fastest lap of the class. Car 37 driver Mikhail Loboda on lap 4. Time 1:47.914, average speed 152.5 km/h.

CLASS: Pro-AM Cup

Started: 14	Classified: 12	Not Classified: 2						
1	87 J.Pla/J.Beaubelique	AKKODIS ASP Team	30	59:52.785	137.2	8	1:47.613	153.0
	Mercedes-AMG GT4	AKKA ASP						
2	38 H.Still/M.Kronberg	W&S Motorsport	30	59:54.079	137.1	5	1:47.799	152.7
	Porsche 718 Cayman GT4 RS CS	W&S Motorsport						
3	4 T.Nouet/R.Haub	Drago Racing Team ZVO	30	59:55.406	137.1	7	1:48.146	152.2
	Mercedes-AMG GT4	Drago Racing Team ZVO						
4	17 D.Rappange/K.Herremans	V8 Racing	30	1:00:00.629	136.9	4	1:48.283	152.0
	Chevrolet Camaro GT4.R	V8 Racing						
5	47 A.Carroll/T.Whale	Greystone GT	30	1:00:12.023	136.6	5	1:48.422	151.8
	McLaren 570S GT4	Greystone GT						
6	7 M.Parisy/N.Gomar	AGS Events	30	1:00:16.681	136.6	10	1:48.751	151.4
	Aston Martin AMR Vantage GT4	Nicolas Gomar						
7	718 A.Fontana/I.Jacoma	Centri Porsche Ticino	30	1:00:35.368	137.1	9	1:48.483	151.7
	Porsche 718 Cayman GT4 RS CS	Amag First Rennsport Centri Porsche Ticino						





Final Classification

Class Result List

Nr.	Drivers Car	Team Entrant	Laps	Total Time	Gap	Kph	Lap	Time	Kph
8	36 A.Leclerc/L.Villiger Alpine A110 GT4 EVO	Code Racing Development Antoine Leclerc	30	1:00:55.807	1:03.022	136.3	8	1:48.298	152.0
9	51 F.Vava/J.Knoll Mercedes-AMG GT4	NM Racing Team NM Racing Team	30	1:00:59.085	1:06.300	134.8	4	1:48.682	151.5
10	25 N.Verdonck/R.Gillion Aston Martin AMR Vantage GT4	PROsport Racing PROsport Racing	29	1:01:37.658	1 LAP	131.9	14	1:48.235	152.1
11	138 J.Briche/J.Navarro Mercedes-AMG GT4	JSB Competition Julien Briche	29	1:01:45.630	1 LAP	128.9	10	1:49.338	150.6
12	42 G.Guilvert/F.Michal Audi R8 LMS GT4	Sainteloc Racing Sainteloc Junior Team	25	51:59.782	5LAPS	131.7	4	1:48.805	151.3

Not classified

55	J.Mela/L.Hurgon Alpine A110 GT4 EVO	Autosport GP Jean-Baptiste Mela	12	22:16.124	18LAPS	149.5	5	1:49.298	150.6
8	E.Cheli/C.Surand Toyota GR Supra GT4	CMR CHAB Evolution	7	12:56.966	23LAPS	150.1	3	1:48.689	151.5

Did not start

11	Y.Gedik/J.Tahincioglu BMW M4 GT4	Borusan Otomotiv Motorsport Borusan Otomotiv Motorsport							
----	-------------------------------------	--	--	--	--	--	--	--	--

Fastest lap of the class. Car 87 driver Jim Pla on lap 8. Time 1:47.613, average speed 153.0 km/h.

CLASS: Silver Cup

Started: 17

Classified: 16

Not Classified: 1

1	15 L.Ibanez/E.Joulie Mercedes-AMG GT4	NM Racing Team NM Racing Team	30	59:48.157		137.3	5	1:47.903	152.6
2	24 H.Sasse/M.Ortmann Aston Martin AMR Vantage GT4	PROsport Racing PROsport Racing	30	59:48.865	0.708	137.4	4	1:47.843	152.6
3	2 M.Schrey/G.Piana BMW M4 GT4	Hofor Racing by Bonk Motorsport Hofor Racing by Bonk Motorsport	30	59:51.456	3.299	137.3	5	1:47.932	152.5
4	3 B.Lariche/R.Consani Audi R8 LMS GT4	Team Speedcar Robert Consani	30	59:52.015	3.858	137.2	3	1:47.780	152.7
5	14 R.Meyuhas/E.Bastard Audi R8 LMS GT4	Sainteloc Racing Sainteloc Junior Team	30	59:56.364	8.207	137.2	17	1:47.949	152.5
6	10 K.Lachenauer/G.Bowers Aston Martin AMR Vantage GT4	Racing Spirit of Léman Racing Spirit of Léman	30	1:00:00.913	12.756	137.1	4	1:47.615	153.0
7	19 T.Canning/A.Rabindra Aston Martin AMR Vantage GT4	Racing Spirit of Léman Racing Spirit of Léman	30	1:00:07.596	19.439	136.9	3	1:48.381	151.9
8	67 M.Lopez/S.Bottemane Audi R8 LMS GT4	Team Fullmotorsport Sacha Bottemane	30	1:00:13.680	25.523	136.7	19	1:48.828	151.3
9	5 N.Hantke/W.Tregurtha Aston Martin AMR Vantage GT4	Team Spirit Racing Hella Pagid - racing one	30	1:00:14.682	26.525	136.6	3	1:48.759	151.4
10	58 P.König/R.del Sarte Aston Martin AMR Vantage GT4	Mirage Racing Ruben del Sarte	30	1:00:52.708	1:04.551	135.2	8	1:49.658	150.1
11	6 R.Kelleners/M.Gisy Aston Martin AMR Vantage GT4	Hella Pagid - racing one Hella Pagid - racing one	30	1:01:41.159	1:53.002	133.1	4	1:48.351	151.9
12	110 S.Tirman/P.Sancinena Alpine A110 GT4 EVO	Autosport GP Simon Tirman	29	1:00:18.600	1 LAP	131.9	16	1:49.466	150.4
13	12 B.Besler/W.Burns BMW M4 GT4	Borusan Otomotiv Motorsport Borusan Otomotiv Motorsport	29	1:00:19.451	1 LAP	131.7	4	1:48.282	152.0
14	66 A.Potty/R.Monti Toyota GR Supra GT4	CMR CHAB Evolution	29	1:00:21.247	1 LAP	131.6	6	1:48.629	151.5
15	80 T.Verdier/L.Cabirou Aston Martin AMR Vantage GT4	AGS Events Tom Verdier	29	1:01:35.203	1 LAP	129.0	5	1:49.618	150.2
16	34 A.Papadopulos/M.Battryn Mercedes-AMG GT4	Selleslagh Racing Team Selleslagh Racing Team	28	59:57.044	2LAPS	127.8	4	1:49.007	151.0



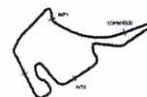


Fanatec GT WorldChEU pwrd by AWS Endurance Cup

GT4 European Series

Saturday, September 3, 2022 16:55

Race 1
Hockenheimring



Final Classification

Class Result List

Nr. Drivers	Team	Laps	Total Time	Gap	Kph	Lap	Time	Kph
Car	Entrant							

Not classified

44 M.Wiskirchen/A.Hartvig	Allied Racing	10	18:47.076	20LAPS	146.1	3	1:48.001	152.4
Porsche 718 Cayman GT4 RS CS	Allied Racing GmbH							

Fastest lap of the class. Car 10 driver Konstantin Lachenauer on lap 4. Time 1:47.615, average speed 153.0 km/h.

Following stewards decision no. 25 a time penalty of 10 seconds for car no. 138

Following stewards decision no. 26 a time penalty of 5 seconds for car no. 10

Following stewards decision no. 27 stop and go penalty converted into a time penalty of 84 seconds for car no. 25

Following stewards decision no. 28 stop and go penalty converted into a time penalty of 109 seconds for car no. 26

Following stewards decision no. 29 stop and go penalty converted into a time penalty of 35 seconds for car no. 718

Steward: Andy Witkowski

Steward: Wim Cools

Steward: Matthias Heinz

